


Profiles of Prestige



1968 Miller-Meteor Professional Cars
WITH CHASSIS BY CADILLAC



The Citation Landau

Finest tribute your service can bestow

BEHOLD, in this book, the magnificent new 1968 Miller-Meteor *Profiles of Prestige*—the funeral coaches and ambulances expressly designed to enhance your recognition as a leader in your profession.




Here are cars distinctly ahead in quality, craftsmanship and performance. Stately modern beauty that will stay new years longer. Spacious interiors with all-new luxury styling. Matchless all-steel safety construction. Unbelievably quiet operation. Largest, widest opening doors. Plus many advanced functional features.


All M-M cars have the incomparable Cadillac chassis built exclusively for your profession and powered by the new 472 V-8 engine.

In every way the '68 Miller-Meteors present profiles of prestige that will contribute most handsomely to your success.

THE CITATION MODEL, shown above, is renowned as the world's finest professional car and is reserved for those who want the utmost in dignity and beauty. Exclusive decor includes Corona Roof Molding, Special Landau Shield, Landau Bow Olympic Medallion (shown at left) and rear fender sheaths.



The inside story is completely new and completely beautiful.



Beautiful Variety of Landau-Style Funeral Cars



New, M-M front seat is impeccably tailored in luxurious expanded vinyl or elegant nylon upholstery. Thick foam rubber padding, seat belts and seat-back locks are standard.

Miller-Meteor is noted for landau coaches of unequalled beauty, and for '68 M-M offers you the three loveliest landaus ever produced—the *Paramount* and *Traditional* models shown above, plus the *Citation* (preceding page).

The *Paramount* (at top) enhances the drama of landau styling by presenting a greater expanse of glass at the sides. Ultra modern. Wonderfully distinctive.

The *Traditional* is a brilliant expression of esteem for those you serve. Grandeur of the extra-large landau bow and richly embossed landau shield accentuate the greater privacy and regal character of the car.

Wide range of deluxe roof textures available, including cushioned vinyl.



ALL-NEW EXTEND TABLE—Now manual loading at rear is far easier than ever before. M-M's all-new **EXTEND TABLE** extends 33 inches beyond doorway, glides on roller bearings seated in precision aluminum track; 2-way lock holds table firmly in position. Table is recessed in raised floor.





VALUE 1: as an elegant limousine funeral coach.



VALUE 2: as a regally styled landau funeral coach.



VALUE 3: as a modern, high-performance ambulance.

Quick-change design of M-M Classic Combination Car gives triple-value versatility

Because of its dramatic, wide-open visibility and dignified simplicity, many will regard the 1968 Miller-Meteor Classic Limousine (above) as the most beautiful of all funeral cars. Certainly, when equipped as a combination car, it is the most versatile. Quick-change design provides *triple value* as shown at upper right.

As a limousine, the Classic handsomely displays casket and floral sprays through its big curved-glass windows. By simply attaching landau panels (left inset) in seconds, you transform the car into a stately landau. Or, for a remarkably efficient ambulance, you simply insert ambulance insignia (middle inset) in the windows, attach warning light (right inset) to roof, and quickly convert the interior as shown at right. The entire conversion to ambulance, or its reversal, takes only 5 minutes.

Only the M-M Classic Combination Coach offers such fast, easy conversion—three great *profiles of prestige* in a single car.



COMBINATION INTERIOR AS FUNERAL CAR provides ten rubber rollers, eight in the floor and two in rear sill plate for easy positioning of casket. All rollers are handsomely mounted in deluxe hardware of contemporary styling. Auxiliary jump seats are folded down into floor.



COMBINATION INTERIOR AS AMBULANCE has the exclusive *Bipower* tables of the Convert-A-Floor with smooth slide up and socket rollers concealed. No hinges to bind. No tedious working with individual rollers. Comfortable, new auxiliary jump seats unfold from step-well. Wheelie rear door. Air conditioning, extra.

AT RIGHT: Partition has dispensary cabinet and overhead linen compartment. Two folding auxiliary jump seats; front seat movable (see page 11); BELOW: Aid-On-Dispensary Cabinet fastens to partition, holds oxygen tanks, medical supplies; extra. BELOW, RIGHT: Mobile-Oxygen Compartment makes oxygen apparatus instantly available for use anywhere; extra.





*Fully Automatic
Three-way
Casket Handling*



*at the touch
of a button*



The incomparable Miller-Meteor Three-way Coach with patented TRI-MATIC table

Attract the finest clientele and elevate your professional standing by performing your services with the majesty and perfection that only a Miller-Meteor Three-Way Coach can provide!

No other car handles caskets so flawlessly, so impressively and with such proved dependability because no other car has the exclusive, patented Tri-Matic Table, electrically powered in all three directions. Heart of the advanced power system is engineered by General Electric.

At the push of a button, the casket table glides smoothly and silently through the selected doorway—at either side or rear. True three-way operation! A complete set of controls (Forward, Reverse, Stop) is located at each front corner and at rear of mound.

Manual Three-Way Table is also available. Dual-action Levelizer, exclusive with M-M, hydraulically levels either side of car, to place casket in best position; optional, extra.

M-M's low mound (level with rear door sill) and extra-large, widest-opening doors facilitate loading and unloading. And there is extra clearance for caskets topped by floral sprays. All styles of M-M Funeral Cars are available as three-ways.



M-M Tri-Matic Table electrically powers casket through rear as well as side doorways. Floor is level with rear door sill for easiest loading.



Patented lock prevents travel of Three-Way Table in any but selected direction.

Convenient compartment, at curbside of mound, holds large church truck.



Racing ahead in Ambulance Safety and Performance—The M-M Classic 42



Big roomy area for care of patients is extra-long, widest in the field and has 42-inch headroom. Four-litter capacity. Huge rear doorway permits loading of patients in upright position. Dispensary cabinet model shown and rear under-floor compartment (for two orthopedic stretchers) are optional, extra. Exclusive filtered-air heating and ventilating system.



New safety-designed, illuminated electrical console on dash has rocker-type switches and is heavily padded.



Convenient heater grill levers and floor-top louver regulate and direct air flow.



FUL-VU 360° WARNING LIGHTS

Circular lens and rotating, high-intensity, aircraft-type bulbs make these powerful roof lights visible miles away from every angle. A tremendous safety feature exclusive with M-M! Tunnel, Marine-Flood and Beacon-Ray lights also available. All roof lights, optional, extra.

WIN THE HEARTS OF THOSE YOU SERVE

Funeral directors who take the lead in service to the sick and injured win lasting gratitude that contributes handsomely to their success. The spectacular 1968 Miller-Meteor Classic 42 Ambulance offers you matchless beauty, comfort and safety— utmost efficiency for the proper handling of patients—and the remarkable performance characteristics of the dependable Cadillac ambulance chassis!

Extra-large doors open wide for easy loading. Spacious 4-litter interior has 42-inch headroom (48 inch available).

Advanced *all steel* construction, sensational aircraft-type warning lights (optional, extra), energy-absorbing steering column, padded windshield posts and visors, seat belts, attachment provision for shoulder harnesses, E-Z-Eye windshield glass, and many other features provide outstanding safety. Ask your Miller-Meteor distributor to demonstrate this great new peacemaker now.



For convenience in caring for patients, M-M provides two folding auxiliary jump seats. Tu-Way jump seat at front (shown) is

cleverly designed to face rear door (left photo) or side door (right photo). It is easily moved from one position to the other and

securely attached in seconds. Second jump seat faces forward. Both new seats are bucket type.

Miller-Meteor's program of product improvement is continuous and M-M reserves the right to change specifications without notice. Features shown herein are not necessarily standard, unless described as such.

You'll Find True Quality in Every Miller-Meteor Feature



M-M's advanced all-steel body greatly increases safety, durability and trade-in value. Gigantic one-piece all-steel roof is strongly welded to rugged, double-width steel roof bows. Floor posts, partitions, every part is engineered for solid, lasting protection. Compare.



The amazing Ziebart Rust-Proofing Process, exclusive with M-M in the professional car manufacturing field, protects every Miller-Meteor. Long, nozzle-tipped instruments spray sealant into even the most difficult hidden areas.



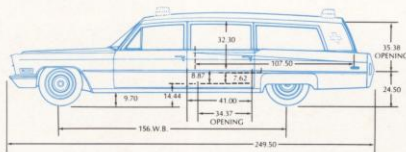
Padded windshield posts show the increased attention to interior safety details. Foam-cushioned upholstery, rubber-knobbed door handles and vinyl-coated hardware items are other examples.



Exclusive new aircraft-type, overhead electrical control panel increases safety, convenience. Two top-mounted lights make rockers-type switches easy to identify. Hinged for easy servicing. Optional, extra.



Ingenuously designed Vanishades give privacy when raised, disappear into window sill when lowered. No unsightly guide wires nor drapery devices. Vanishades are standard on all M-M Ambulances.



MILLER-METEOR DIVISION • PIQUA, OHIO

DM DIVCO-WAYNE CORPORATION World's Foremost Manufacturer of Funeral Coaches, Ambulances, School Buses, and Other Specialized Automotive Vehicles; Largest Manufacturer of Mobile Homes