

**Surest way
to show you care**



1967 MILLER-METEOR AMBULANCES WITH CHASSIS BY CADILLAC



**THE MILLER-METEOR
CLASSIC 48 AMBULANCE**
for Full-Range Rescue Service



The value placed on human lives and the compassion shown for the injured and sick are the true measures of the character of an individual, business or community. Whether you are head of a rescue squad, a fire chief, police chief, hospital administrator, the safety director of a large industry or a private ambulance operator, the *surest way to show you care* is to provide a vehicle designed and equipped to the highest standards of ambulance service.

The new 1967 Miller-Meteor Classic 48 Ambulance is big in capacity, big in convenience, big in performance. The 48-inch headroom easily accommodates four litters. Storage compartments are numerous. The four Ful-Yu Warning Lights (exclusive with M-M) and Beacon Ray Light are optional, extra. The "48" is equipped with extra-heavy-duty Cadillac rear springs.

FRONT COVER AMBULANCE is also a Classic 48 and has M-M's new tunnel-type warning lights. Conical shaped Guardian Lights also available. Windshields of all M-Ms have new thick-laminate E-Z-Eye Windshield Glass.



DELUXE DISPENSARY CABINET (this model, optional, extra) adds tremendous storage space. All sections of cabinet have M-M's aluminum space-saver Rol-Doors that slide open without protruding to hamper the movements of attendants. Standard set-up has two attendants' seats, with Tu-Way front seat that can be quickly changed from rear-facing to side-facing position (see page 5).



SPACIOUS INTERIOR of Classic 48 easily accommodates four litters. Full 48-inch headroom. Extra-wide tread of Cadillac Chassis provides maximum interior width. Biggest front storage compartment in any ambulance (more than 5 cu. ft.) is easily accessible, with new aluminum Rol-Door (standard) above partition window. Roof is heavily reinforced for attachment of two stretchers. Bunk is optional, extra. Huge, wide-opening rear door for easy 4-litter loading.

LARGE COMFORTABLE BUNK (optional, extra) has abundant storage space for splints, power tools and other emergency equipment. Top of bunk is quickly reversible for use as a fracture board. Door at end of bunk gives easy access to supplies and equipment. Stretcher compartment at rear floor is optional, extra.

VERSATILE HEADREST of M-M's built-in bunk can be easily adjusted for patient comfort or lowered to become a forward-facing attendant's seat at the stepwell. Handrails and grab rails of M-M Ambulances are deluxe quality and positioned for maximum convenience.





THE M-M CLASSIC 42

*Spectacular Prestige-Beauty
Plus Outstanding Efficiency*

The M-M Classic 42 Ambulance is specifically designed for operations which require the prestige of an exceptionally beautiful vehicle as well as outstanding safety, comfort and convenience.

The handsome new exterior contours of this car embrace greatest interior length and width with 42-inch headroom. Excellent headroom is maintained side to side and front to rear. Many storage compartments. Like the Classic 48, the "42" has extra-large doors and unusually low loading height for easiest handling of patients.

The sensational aircraft-type Ful-Vu 360° Warning Lights, exclusive with M-M, are visible miles away from every angle. Handsome ambulance insignia on windows enhance the swift lines of the car. The Cadillac Professional Chassis is specially designed for ambulance service.



NEW TUNNEL LIGHTS are designed as an integral part of the roof.



GUARDIAN WARNING LIGHTS, mounted high and wide apart, have sealed beam.



EXCLUSIVE VANISHADES give privacy when raised, lower into window sill.



FIRST AID BAR in rear door expedites emergency care of patients outside the ambulance.



EXTRA-WIDE-OPENING DOORS of M-M Ambulances make loading and unloading exceptionally easy. All doors extra-large.



CLASSIC 42 INTERIOR features handsome new design with tufted upholstery of highest quality. Three dome lights, centered over doors, provide excellent illumination throughout the rear compartment. This triple lighting, rheostat-controlled by switch on right wheelhouse, is standard on all Miller-Metror Ambulances. The patient's area is extra-long and is also widest in the field.




M-M's exclusive new Tu-Way Front Attendant's Seat (standard) is cleverly designed to face rear door (left photo) or side door (right photo) for greatest convenience in caring for patients. The seat



is easily moved from one position to the other and securely attached, in seconds. Second attendant's seat faces forward. Both new seats are bucket-type.





M-M's advanced all-steel body meets modern safety needs

With the nation-wide emphasis on automotive safety, more and more ambulance operators are insisting on all-steel construction. Miller-Meteor's advanced all-steel body is unequalled in safety, durability and trade-in value.

It has far more torsional strength than ordinary makes. Solid, one-piece, jig-built structure is fully integrated with sturdy, perimeter-type Cadillac Chassis. One-piece roof panel and double-ribbed, double-width roof bows. All-steel partition gives "roll-bar" protection. M-M has posts and windows that withstand stress without cracking—door openings that stay true—a body that's easy to repair, quiet and permanently safe.



Exclusive new aircraft-type, overhead electrical control panel, optional extra, adds convenience. Hinged for easy servicing.



Control console (standard) on dash, centers lighted master switches in easy reach of driver or assistant.



New floor-type control console, with 2-way radio, puts lighted switches at handy angle. Optional extra.



Insta-Ready Stretcher Hooks, permanently in place, fold into overhead sleeves. New rubber tips for stronger grip.



To reach boxed-in areas, holes are drilled in inconspicuous places. Later these are sealed with plastic caps—permanently water tight.



Long nozzle-tipped tubes are inserted through the holes from various angles, vapor-spraying the sealant under 2500 PSI pressure for complete coverage.



Posts, "dog legs" and quarter panels are also carefully coated *inside*. Vapor deposit method plus creeping action penetrates creases and corners.



High-pressure-spray tool probes full length *inside* M-M's rugged, box-section rocker girders, coating these areas where ordinary cars rust so quickly.



Using ten different precision instruments, with various patented nozzles, M-M's Ziebart-trained specialists reach even the most difficult, hidden areas of the body, thoroughly spraycoating them with the remarkably effective Ziebart rust-proofing sealant.

AMAZING ZIEBART RUST-PROOFING PROTECTS EVERY M-M CAR

Your new Miller-Meteor car will stay beautiful and bring you hundreds of dollars more than an ordinary funeral coach or ambulance, at sale or trade-in time—because it is protected by the amazing Ziebart Rust-Proofing Process, EXCLUSIVE WITH M-M in the professional car manufacturing field. This is the *proved* system now revolutionizing automotive anti-corrosion procedures. Car and truck fleets of top utility companies, manufacturers, municipalities—and U. S. military vehicles all over the world—are protected by the Ziebart System. *The first car Ziebart-processed, 12 years ago, is still rust-free.*

Only a few of the Ziebart procedures employed at the M-M plant are shown here. Underbody is sealed with Ziebart compound *before* other undercoating is applied. The Ziebart system is in addition to metal cleaning, phosphate coating, zinc priming, infra-red baking, 8 coats of paint, and all the other anti-rust measures used at the M-M plant.




All light wells, hood and fender wells are coated with the penetrating sealant which won't crack, peel, burn, trap moisture, nor run, once set.



Sealant is also put under *all exterior moldings and doors*, including the rocker panel moldings, safeguarding eye appeal of these dress-up features.

DELUXE M-M CLIMATE CONTROL SYSTEM




FILTERED AIR HEATING AND VENTILATING SYSTEM *exclusive with Miller-Meteor* provides a more healthful environment for patients and attendants. Fresh air is *filtered* through intake in door post at left side of car. The filtered air is then drawn through *sealed* ducts, heated and blown through two outlets—a grill in stepwell and an

adjustable directional louver just above it and within easy reach of seated attendants. Three-speed switch on right wheelhouse controls the highly efficient system. Intake filters are quickly and easily replaced. This deluxe Filtered Air Heating and Ventilating System is standard on all M-M Ambulances and Combination Coaches.



AIR CIRCULATION BOOSTER in rear door has powerful fan. Adjustable louvers distribute cooled or heated air.

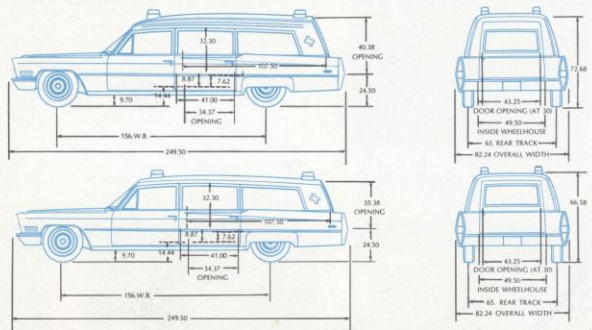


AIR CONDITIONING alternate location on wheelhouse has 2 adjustable grills. Standard location is in partition.



DISTINCTIVE AMBULANDAUS

For operators who desire prestige-styled landau ambulances, M-M offers the Paramount Ambulance (above, left) and the Volunteer Ambulance (right) in 42 or 48-inch headroom. Large chromed crosses instantly identify these vehicles as ambulances. Distinctive Paramount includes an additional window on each side. Volunteer provides greatest privacy. These M-M Ambulandaus are especially beautiful with dramatic, two-tone exteriors (optional, extra).



MILLER-METEOR DIVISION • PIQUA, OHIO

DM DIVCO-WAYNE CORPORATION World's foremost manufacturer of ambulances, school buses, delivery trucks, funeral coaches, mobile classrooms and mobile homes