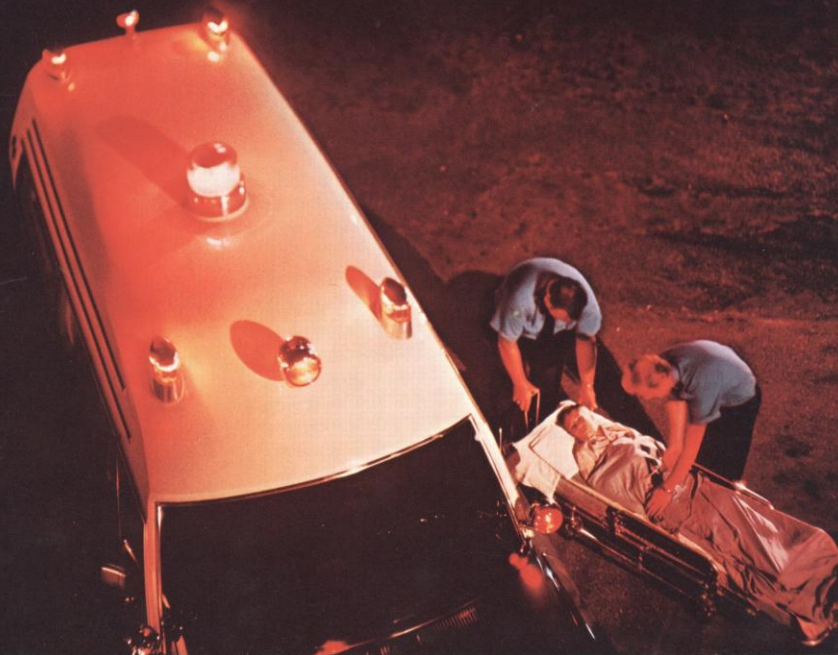


# Advancing the Capabilities of Ambulance Squads



ALL-NEW 1969  
MILLER-METEOR AMBULANCES  
WITH CHASSIS BY CADILLAC





**When lives are in the balance,** the quality of care administered to patients on the way to a hospital often makes the difference between success or failure. Time and again, the effectiveness of a well-trained ambulance squad is measured by the caliber of emergency vehicle at its command.

The all-new 1969 Miller-Meteor Ambulances are expressly designed to advance the capabilities of ambulance squads by making available the finest emergency equipment on wheels.

The spacious new interiors are medic-planned for greatest patient-care efficiency. Ultra-modern dispensary cabinets place oxygen and vital supplies within easy reach. Roomy storage compartments and many other built-in features increase convenience. Big new impact-resistant doors open wide for easy loading of cardiac or wheelchair patients in upright positions. Exterior electrical outlets permit quick plug-in for rescue tools.

Spectacular 360° aircraft-type warning lights (shown) are a major assist in accident prevention. Safety engineered all-steel body is unequalled for passenger security. And every Miller-Meteor has the incomparable Cadillac Professional Chassis with 472 V8 engine!



MILLER-METEOR CLASSIC 48 HIGH-HEADROOM AMBULANCE



MILLER-METEOR CLASSIC 42 AMBULANCE



There's plenty of room for attendants to move around while caring for patients in this big M-M Classic 48 interior. Almost all of the 48-inch headroom is maintained from side to side and front to rear. Nearly 50-inch width between wheelhouses easily accommodates two cots with room to walk between them. Huge storage compartment with aluminum Roll Door, above the partition, is standard.



This view shows a Miller-Meteor Classic 48 Ambulance equipped for four litters. Notice that there's abundant space for patients on the stretchers suspended from the super-strong roof. Immense rear door opening exposes the whole interior for easy loading. Comfortable squad bench, deluxe rescue cabinet, rear under-floor compartment for two large orthopedic stretchers and certain other items shown are optional extras.



Here you are looking into a handsome M-M Classic 42 Ambulance with standard seating arrangement. The efficiency-planned interior is extra-long, extra-wide and has 42-inch headroom. Aluminum scuff-plate protects back of the rear auxiliary jump seat. Dispensary cabinet (except Formica finish), linen compartment above partition, wide cot-striker plates at wheelhouses and the adjustable cot fastener are all standard.



The M-M Classic 42 Ambulance is also available with front jump seat facing side of the car, as shown here. The Dispensary Cabinet is one of many special models available at extra cost. All M-M Ambulances feature this beautiful new deep-tufted upholstery design in deluxe expanded vinyl. Three dome lights, one over each door of patients' area, are controlled by a rheostat switch.



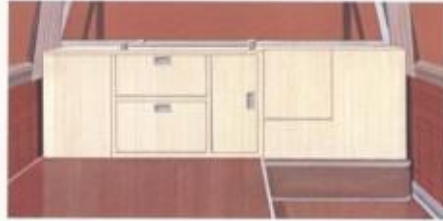


Deluxe bench-type cabinet. Large storage space under hinged cushions. Oxygen at left. Big compartment overhead.

M-M has the largest selection of dispensary cabinets: various heights, depths, widths, arrangements. Only a few are shown here. Cabinets are also custom designed. Vinyl trim is standard. Formica finishes and space-saver aluminum Roll-Doors are extra.



Standard cabinet (except Formica finish) has 5 compartments. Right compartment is for D or E size oxygen cylinders.



Same as cabinet at lower left, except that left compartment accommodates large M or Q oxygen cylinder.



Revolving center compartment for portable resuscitator. Storage for supplies, left and right. Roll-Door adds convenience.



Storage for two D or E oxygen cylinders, at left. Two center compartments can have drawers instead of doors.

Deluxe rescue cabinet is full width, extra deep. Right compartment for large carrying case resuscitator. Center compartment for two D or E size oxygen cylinders. All compartments of this cabinet have easy-glide Roll-Doors.



## Wide Choice of Dispensary Cabinets...Many Convenient Storage Compartments



Radio equipment, other items, store under front jump seat.



Handy location for storage of utensils, soiled linens.



Handy compartment for emergency equipment is located at left side door.



Readily accessible under-floor compartment at rear accommodates two large stretchers.



New compartment in wheelhouse puts supplies at attendants' fingertips.



Storage area at rear of wheelhouse has aluminum Roll Door.



Huge compartment above partition of Classic 48 is standard.



Extended overhead compartment further increases storage.



Handy linen compartment is standard in the Classic 42.



First Aid Bar speeds care of patients outside the cab.



Big storage area beneath hinged top of squad bench.



## Large selection of electrical equipment to meet every ambulance requirement

Screaming sirens, flashing lights, buzzing rescue tools, two-way radio communication equipment, air conditioning systems and many other features place heavy demands on the electrical systems of modern ambulances.

Miller-Meteor ambulances are outstanding in meeting electrical requirements. Delco 130 amp. generator with ammeter is standard. Dual battery system is available. Wiring is well insulated and color coded.

Miller-Meteor offers an exceptionally large selection of electrical equipment to meet every ambulance need. A few of the many features are shown here.



Aircraft-type electrical control console is hinged and has easy-to-identify rocker switches.



Rear bumper electrical connection for recharging battery.



Cut-off switch shuts down entire electrical system. Protects against tampering.



Switch panel on R.H. wheelhouse controls dome lights, rear heating system and other accessories.




Spotlight over rear door covers loading area.



Beacon Ray light with round dome.



Beacon Ray light with flat dome.



Three large tunnel lights, high on the front roof, increase warning to traffic ahead.



Tunnel lights are integral part of roof.



Guardian roof lights mounted high and wide apart have sealed beam.



Spotlight/warning light reversible for clear or red lens.



Federal 66G Siren is compact, attractive and can be mounted in numerous locations.



Fed. Solar Ray light has wig-wag beam.




Combination Beacon Ray warning light and public address speaker.



Aurora Borealis clears traffic with powerful, multiple moving light; two white lights, three red.



B & M Super Chief siren is extra loud and requires little or no maintenance.



### FUL-VU 360° Warning Lights

Circular lens and rotating, high-intensity, aircraft-type bulbs make these powerful roof lights visible miles away from every angle. A tremendous safety feature exclusive with M-M.



These dual electronic speakers/sirens, mounted on roof, emit loud warning.





Federal Q2B Siren is extremely powerful.



Handsome Federal Siren C68 has red warning light.



Federal Siren/P.A. System Console with mike.



**FILTERED AIR**  
**Heating and Ventilating System**  
 — an M-M exclusive


M-M Ambulances provide a more healthful, more comfortable interior environment. Fresh air is filtered in at left side door post, drawn through sealed ducts, heated and blown through two outlets at stepwell. Three-speed switch on R.H. wheelhouse. Intake filters are easily replaced.



Heated air is dispersed by adjustable grille and deflector at stepwell.



Air circulation booster fan, in rear door, has adjustable louvers.



Air conditioning grille standard location is at dispensary cabinet.




Air conditioning alternate location on wheelhouse has two adjustable grilles.



Insta-Ready Stretcher Hooks fold into overhead sleeves.



Lighted bumper step, with rubber tread, adds safety, convenience.



Vanishades give privacy when raised, disappear into window sill when lowered. Std.




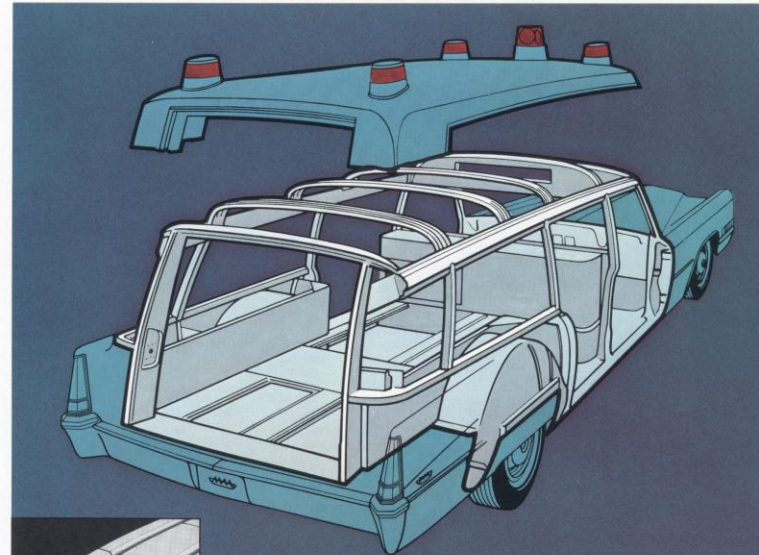


Squad bench head quickly converts to comfortable jump seat.



When lowered, jump seat back becomes adjustable head of bunk.

**Solid reason for choosing Miller-Meteor**



There are many solid reasons for choosing Miller-Meteor Ambulances, but one of the most important is the unequalled safety, durability and higher trade-in value of M-M's advanced all-steel body.

One-piece all-steel roof is strongly supported by double-width roof bows (A) and massive, full-length box-section roof rails (B). The sturdy roof structure, huge new rear pillars, extra-strong side posts and solid, all-steel floor combine to surround passengers with a rugged ring of steel. Giant box-section rocker rails (C) and new safety-engineered doors (D) provide outstanding protection at the side, supplementing the safety of the perimeter-type Cadillac Chassis.

**NEW LIFEGUARD SAFETY BEAMS IN ALL SIDE DOORS** greatly increase protection against side impact. These box-shaped, horizontal beams, together with extra-sturdy door locks, hinges, pillars, etc., provide an unprecedented "shield of steel" along both sides.

**Amazing Ziebart Rust Proofing** exclusive with M-M in the ambulance manufacturing field, protects every M-M. Sealant is sprayed into even the most difficult hidden areas, for lasting value.




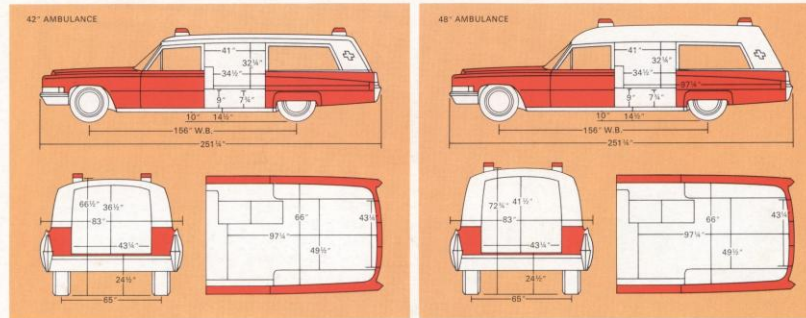
## BASIC SPECIFICATIONS FOR 1969 MILLER-METEOR AMBULANCES

Assist rail on R.H. rear quarter body posts  
 Cabinet, dispensary, trim finished, Style No. 330-651873  
 Casting, aluminum, on top of wheelhouse at front  
 Compartment, underfloor, at left side door  
 Compartment, linen, above partition glass, trimmed interior with courtesy light (extra-large compartment with aluminum Roll-Door in Classic 48 is largest in field)  
 Cot fastener on left wheelhouse, adjustable, removable  
 Crosses, chrome, on exterior rear quarter panels (extra-large cross on Ambulandaus)  
 Defrosters, Cadillac, Fed. Std. 103  
 Door checks, all doors  
 Door locks, all doors  
 Fan, electric, on partition, except when car is air conditioned  
 Floor covering, linoleum  
 Generator, Delco, 130 amp with ammeter  
 Glass, curved, all windows, Fed. Std. 205  
 Glass, windshield, E-Z-EYE, Fed. Std. 205  
 Heater, front, Cadillac  
 Heater, rear, deluxe, filtered fresh air, grille and deflector at stepwell  
 Heater shut-off valve in front compartment, for rear heater  
 Insignia, ambulance, decals on rear quarter windows  
 Instrument panel, visors, clock, turn signals, ash trays, day-nite rear view mirror, etc., Cadillac  
 Jack for wheels, Cadillac

Kick plates, extruded aluminum, bottom all side doors  
 Light, courtesy, front compartment, door and manual controlled, Cadillac  
 Light, dome, front compartment controlled by headlight switch  
 Light at stepwell, door activated  
 Lights, back-up, automatic with rear door  
 Lights, dome, rear compartment, above each door, rheostat and door-controlled  
 Mirrors, outside rear view; left, remote control; right, adjustable  
 Partition with sliding glass, between front and rear compartments  
 Pull handles, right side door and rear door  
 Reinforcement and riv-nuts, ONLY, in roof, for double stretchers  
 Scuff plates, aluminum, bottom of wheelhouses  
 Seat belts, three pair, black, Cadillac  
 Seat, front, divided back, with locks, and head restraints, Fed. Std. 202 and 207  
 Seats, auxiliary folding jump-type, at stepwell; front seat movable, side or rear facing; aluminum protection plate on rear seat backs  
 Sill plates, extruded aluminum, beneath all doors  
 Springs, heavy-duty Cadillac (extra-heavy-duty rear springs on Classic 48)  
 Steering column, energy absorbing, Cadillac  
 Storage area back of driver's seat  
 Switch panel, overhead, front, for control of electrical accessories  
 Switch panel, rt. wheelhouse, controls dome lights and rear heater fan

Tire, tubeless spare and wheel back of driver's seat  
 Tires and wheels; 8.90 x 15 low pressure, black 8-ply rating tubeless tires; heavy-duty slotted discs with 6" rims  
 Trim, all new deep-tufted, expanded vinyl or 100% nylon upholstery  
 Undercoating: underbody, interior panels, roof  
 Vanishades, all rear compartment windows  
 Wipers, 3-speed electric with washers, Cadillac, Fed. Std. 104  
 Zipper, "V" type in front headlining, 42 Ambulance; two, 10" zippers, 48 Ambulance  
**ACCESSORIES:** M-M offers a complete line of accessories including air conditioning, widest selection of warning lights, many special dispensary cabinets, squad bench, under-floor compartments, extended linen compartments, Insta-Ready cot hooks, spotlights and many other items.

**Cadillac Chassis** is specially engineered for heavy-duty ambulance service. Big 375 hp. engine with 472 cu. in. displacement has 4-barrel down-draft carburetor. Fully automatic 4-speed Turbo Hydramatic Drive has heavy-duty semi-floating rear axle; 3.21 to 1 gear ratio. Independent piston and fluid reservoirs for front and rear power brakes. Disc brakes, front; Duo-Servo self-adjusting brakes, rear. Heavy-duty rear suspension provides safer ride, greater resistance to sidesway and permits a lower ambulance floor, for easier loading. Placell shock absorbers assure ride stability and absorb severest bumps. The 65-inch rear tread assures greatest interior width at wheel-housing.



### MILLER-METEOR DIVISION • PIQUA, OHIO

DIVCO-WAYNE CORPORATION World's Foremost Manufacturer of Ambulances, Professional Cars, School Buses, and Other Specialized Automotive Vehicles

A. GEISSEL & SONS  
 ROUTE #309  
 P. O. BOX #224  
 COLMAR, PA. 18915