

THE NEW **CHEVROLET**

Chevrolet



1980 CAPRICE CLASSIC AND IMPALA

**THE NEW CHEVROLET.
WE MADE IT RIGHT FOR THE '80s.**

We reshaped The New Chevrolet to give it new aerodynamic styling. Caprice Classic and Impala surfaces have been redesigned to slip through the air more easily compared to last year. For coupes and sedans, a new standard V6 engine is more efficient.* New tires on coupes and sedans roll easier. The result: greatly improved EPA estimated fuel economy without sacrificing the ride, room, comfort and value of America's favorite full-size car.

THE HIGHEST EPA GAS MILEAGE ESTIMATES EVER IN A FULL-SIZE CHEVROLET.*

And that's the kind of mileage you want for the '80s.

18 26

EPA EST. MPG HWY EST. MPG

Remember: Compare estimated MPG to other cars. You may get different mileage and range depending on speed, trip length and weather. Highway mileage and range will probably be less than highway estimate.

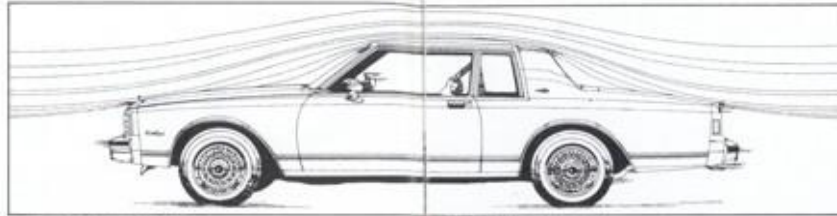
NEW LONGER DRIVING RANGE*

Caprice and Impala Coupes and Sedans also can go farther on a tankful of gas. Range figures obtained by multiplying the new 25-gallon fuel tank capacity rating by the EPA mileage estimates.

450
EPA ESTIMATED DRIVING RANGE

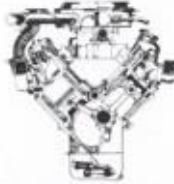
650
ESTIMATED HWY. DRIVING RANGE

*See Power Team Chart on page 13 for California engine availability. California EPA mileage estimates not available at time of printing.



NEW AERODYNAMIC DESIGN.

Virtually every square inch of body sheet metal on coupes and sedans has been reshaped for 1980 to let The New Chevrolet glide through the air with less drag. The hood is lower. The rear deck higher. The sides restyled. And the car is over 100 lbs. lighter to help reduce the weight the engine has to carry.



NEW ENGINES*

An entirely new power lineup includes the brand-new standard V6. A 4.4 Liter V8 engine is available for those wanting extra power and performance. And a diesel engine is available for the first time for wagons.†

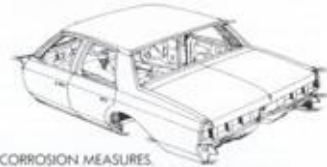
†Not available in California at time of printing. See your dealer for availability.

NEW EASY-ROLLING TIRES

New larger size steel-belted radial ply tires for coupes and sedans grip the road yet roll easier than last year's tires so that less gas-consuming effort is needed from the engine.

MORE TRUNK SPACE, MORE NEW FEATURES.

We made an already big trunk bigger, an advantage you'll appreciate on your next family trip. We also gave it a new jack that lifts the car from the side instead of the bumper. There's a compact spare tire that's easier to handle and takes up less room in the trunk. And that's only a partial list of new features.



NEW ANTI-CORROSION MEASURES.

We've increased anti-corrosion treatments this year. Precoated metals are used more extensively, special coatings in body cavities and on brake and fuel lines have been added. Plus a lot more you can read about on the pages that follow.

SAME FULL-SIZE ROOM.

But with all that's new, The New Chevrolet continues to be what so many people prefer. A car that's a pleasure to drive. A car with room and comfort for six adults. Full of deep-down value. All at a Chevrolet price.

It's a lot of car, America. And we made it right for the '80s.

A WORD ABOUT THIS CATALOG:

We have tried to make this catalog as comprehensive and factual as possible. And we hope you find it helpful. However, since the time of printing, some of the information you'll find here may have been updated. Also, some of the equipment shown or described throughout this catalog is available at extra cost. Your dealer has details and, before ordering, you should ask him to bring you up to date.

The right is reserved to make changes at any time, without notice, in prices, colors, materials, equipment, specifications and models, and to discontinue models. Check with your Chevrolet dealer for complete information.

On cover: Caprice Classic Sedan shown in available Custom Two-tone light camel metallic and beige with available tinted glass, bumper rub strips and guards, wire wheel covers and white-stripe tires.


Caprice Classic Landau Coupe shown in claret metallic with available tinted glass, electric rear window defogger, bumper rub strips and guards and white-stripe tires.



Caprice Classic Station Wagon shown in beige with available Estate Equipment and roof carrier, Sport mirrors, bumper rub strips and guards, and white-stripe tires.



Caprice Classic Coupe shown in light blue metallic with available tinted glass, cornering lights, body side pin striping, custom wheel covers, bumper rub strips and guards, and white-stripe tires.



CAPRICE CLASSIC MODELS.

A lot of new technology has gone into the 1980 Caprice Classic to make it more efficient. But some things about the car we didn't tamper with.

The elegance that has made Caprice so popular with Americans, for one. Along with the car's full-size roominess, impressive ride and famous Chevy value.

Outside, Caprice is more aerodynamically—and visually—pleasing with a new formal, squared-off roof line for coupes and sedans that's particularly noticeable and appealing in the coupe. A smart new grille and new wheel covers provide fresh design accents.

Inside, a new tape drive mechanism makes it easier to raise and lower

windows. Automatic transmission, power steering and power front disc brakes are things that don't cost extra. And the Caprice interior still emphasizes comfort and luxury.

Bearing this out are an electric clock, door pull straps, courtesy lights, fold-down center armrest on sedans, headlight reminder buzzer, carpeted lower door panels, color-keyed seat and shoulder belts, and special Quiet Sound acoustics.

Opt for a Caprice Landau Coupe (shown on pages 2 and 3) and the vinyl-covered front roof gets special attention with a new bright roof molding that runs across and down the sides of the roof, then extends forward along the full length of the

front fenders. Dual Sport mirrors and wire wheel covers are two other distinctive Landau touches.

The beauty and value of Caprice can be yours in a sedan, coupe or the Landau coupe. Or if you need the room, 2- and 3-seat wagons, available for the first time in 1980 with diesel power. (Not available in California at time of printing. See your dealer for availability.) Learn more about these from a station wagon catalog at your Chevrolet dealer's.

Whatever you decide on, you can be sure of getting a car that's new and right for today—and your driving needs.

The 1980 Caprice Classic.

Caprice Classic Sedan shown in available Custom Two-Tone light camel metallic and beige with available bumper rub strips and guards, wire wheel covers and white-stripe tires.

IMPALA MODELS.

A lot has happened to Impala for 1980. It's changed for the better in many big and small ways while keeping pace with the demands for efficiency.

But we've made sure this full-size family car continues to be a fine value at an affordable price. Which, of course, is why Americans have been

flocking to it for so these many years.

This year, to heighten Impala's eye appeal and lower its wind resistance, we've reshaped the exterior, then added a handsomely symmetrical new grille. To further dramatize the sophisticated roof line, an available new vinyl top may be added that wraps up to the rear window and

gives a rich padded look.

From a practical standpoint, there's a new side-lift jack that raises the frame, not the bumper, for greater convenience. And a new, easy-to-handle compact spare tire which, incidentally, partially accounts for an increase in the trunk's capacity to 20.9 cubic feet.

IMPALA'S NEW TRIM LEVELS BRING YOU MORE CHOICE.

We've also stepped up anti-corrosion measures and improved door locks.

Yet with all that's new, Impala doesn't forget those things which made it famous.

Ample room for six people, all adults, in an atmosphere of good taste, great comfort and welcome

quiet. A trim, contemporary size that makes it utterly drivable and parkable.

Standard features such as power steering, power front disc brakes and automatic transmission that enhance the ease of driving. And such niceties as flow-through ventilation, armrests, color-keyed carpeting, color-keyed seat and shoulder belts, center dome

light, glove and luggage compartment lights and cigarette lighter.

The 1980 Chevrolet Impala. It's a change for the better that your family will surely welcome.

In sedan, coupe, or in 2- or 3-seat station wagons. For more wagon details, pick up a station wagon catalog at your Chevrolet dealer's.

Impala Sedan shown in available Custom Two-Tone dark blue metallic and light blue metallic with available custom wheel covers, bumper rub strips and guards, white-stripe tires and wheel opening moldings.



Impala Sport Coupe shown in white with available light camel metallic vinyl roof cover, Sport mirrors, electric rear window defogger, full wheel covers, bumper rub strips and guards, white-stripe tires and wheel opening moldings.



Impala Station Wagon shown in light camel metallic with available roof carrier, tinted glass, remote control outside rearview mirror, full wheel covers, electric rear window defogger, bumper rub strips and guards, and white-stripe tires.



A QUIET, LUXURIOUS PLACE WITH THE ROOM YOU WANT, THE COMFORT YOU DEMAND.

Caprice Classic with available Special Custom interior shown in camel with Special Custom cloth, 50/50 split front seat, center armrest and reclining passenger seat back. Also shown are available power windows and power door locks.



INTERIOR COLORS

CAPRICE CLASSIC SEDANS/COUPES

		BLACK	BLUE	CAMEL	CLARET	GREEN	OYSTER
Standard front bench seat	Cloth (Std.)	•	•	•	•	•	•
	Vinyl (Avail.)		•	•	•	•	•
Available 50/50 split front seat	Cloth (Std.)	•	•	•	•	•	•
	Vinyl (Avail.)		•	•	•	•	•
Available Special Custom interior with 50/50 split front seat	Special Custom Cloth		•	•	•	•	•

IMPALA SEDANS/COUPES

		BLACK	BLUE	CAMEL	CLARET	GREEN	OYSTER
Standard front bench seat	Cloth (Std.)	•	•	•	•	•	•
	Vinyl (Avail.)		•	•	•	•	•

EXTERIOR COLORS

	BLACK	BLUE	CAMEL	CLARET	GREEN	OYSTER
Beige	•	•†	•	•	•	•†
Black	•	•	•	•	•	•
Blue, Dark (Metallic)	•	•	•	•	•	•
Blue, Light (Metallic)	•	•	•	•	•	•
Cinnabar	•	•	•†	•	•	•
Camel, Light (Metallic)	•	•	•	•	•	•†
Camel, Medium (Metallic)	•	•	•	•	•	•
Claret (Metallic)	•	•	•	•	•	•
Claret, Dark (Metallic)	•	•	•	•	•	•
Gray	•	•	•	•	•	•
Green, Dark (Metallic)	•	•	•	•	•	•
Silver	•	•†	•	•	•	•
White	•	•	•	•	•	•
Yellow	•	•	•†	•	•	•†

CUSTOM TWO-TONE COLORS AVAILABLE: †

				
Int. colors: Black, Claret or Oyster	Int. colors: Black, Claret or Oyster	Int. colors: Black, Claret or Oyster	Int. colors: Blue or Oyster	Int. colors: Blue or Oyster
				
Int. color: Camel	Int. color: Camel	Int. colors: Camel, Claret or Oyster	Int. colors: Claret or Oyster	Int. colors: Black, Claret or Oyster

Vinyl roof colors available: White, gray, black, light blue, dark green, light camel and dark claret. Check your dealer for details on the eight conventional Two-Tone combinations available and for complete information on vinyl roof availability.

10 †Not available on Caprice Landau *Metallic

CHEVROLET INTERIORS.

Slip inside the Caprice or Impala and you'll understand its reason for being.

There's room, for one thing—more than enough so legs can stretch, shoulders relax and heads be held high.

Comfort's another, deriving from well-proportioned seats that are cushioned where you want them to be and firm where they should be.

Then there's the quiet, traceable to road noise insulation. Two good examples: overhead, a one-piece cloth-and-polyfoam headliner and on the floor, one-piece carpeting with new, heavier backing that helps soak up sound. The new aerodynamic styling also works to reduce wind noise.

Everywhere you look, The New Chevrolet radiates quality

and confidence. In seat coverings of crisply tailored cloth accented with vinyl, deeply padded interior trim materials, and an instrument panel with new simulated wood-grain treatment and new instrument graphics.

For Caprice owners who want to indulge themselves, there's the available Special Custom interior featuring a rich Special Custom cloth and 50/50 split front seat with center armrest and reclining passenger seat back.

Use the chart at the left to choose the decor and color combinations that reflect your personal tastes. You'll find even more available Custom Two-Tone colors than last year. You'll also discover still more ways The New Chevrolet adds to the pleasure of driving.

Impala with standard cloth bench seat shown in dark blue with available



air conditioning, AM/FM radio, power windows and power door locks.



Caprice Classic standard cloth bench seat shown in claret with available power windows and power door locks.



Caprice Classic with available Special Custom interior shown in camel with Special Custom cloth, 50/50 split front seat, center armrest and reclining passenger seat back. Other available extras shown are power windows and power door locks.

STANDARD FEATURES.

1. Power front disc/rear drum brake system. A self-adjusting system. Fade-resistant front disc brakes have audible wear sensors to let you know when to replace pads.

2. Automatic transmission. Moves you easily through three forward speeds.

3. Flow-through ventilation. Outside intake ducts provide continual flow of new air inside the car. Air exits through hidden outlets in door pillars.

4. Column-mounted lever for turn signal and headlight dimmer. Full headlight dimmer at your fingertips, right there on the turn signal lever.

5. Power steering. Helps make parking and maneuvering in city traffic easy.

6. New door lock design. Helps make break-ins more difficult.

7. Acoustical headlining. Thick polyfoam sound-deadening material is sandwiched between fabric and hardboard backing to help reduce road noise.

8. One-piece carpeting. One-piece wall-to-wall carpeting extends even under the front seats.

9. Improved window operation. New rope drive mechanism requires fewer turns to roll window up or down.

10. Full Coil suspension system. Computer-selected for specific model and equipment. Includes front stabilizer bar.



Cutaway car shown with available white-stripe tires.



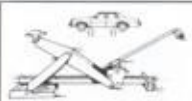
Improved anti-corrosion measures. Include new wax coating in body cavities and on front fenders; new body-colored, dip-resistant vinyl coating on lower body surfaces; new organic zinc coating on fuel and brake lines; improved, more open fender design allowing better coverage for the dip-prising process; added use of zinc-rich metal, plus special vinyl coating to help protect fenders against stone damage.



New Easy-Roll tires. GM Specification steel belted radial ply tires for coupes and sedans carry more pressure, use advanced tread compounding compared to last year's tires. Up to 20% less rolling resistance helps improve fuel economy.



Refined chassis components. Innovations aimed at maintaining The New Chevrolet's impressive ride include new shock absorbers, lower friction ball joints and larger front suspension bushings.



New side-lift frame jack. Chevy's latest offering in jack design that lifts by the frame, not bumper. Compact size, hand or foot operated.



Added usable luggage space. New compact spare tire, new side-lift jack and new slightly raised rear quarter panel styling all work together to increase the trunk's luggage capacity.



New compact spare tire. Easier to handle, lighter in weight than conventional tire.

MORE STANDARDS.

Delcotron generator with built-in solid-state voltage regulator • Catalytic converter • Coolant recovery system • Color-keyed seat and shoulder belts • Disc brake audible wear sensors • Foot-operated parking brake • Cigarette lighter • Fitted rear brake drums • Built-in heater/defroster system • Sturdy all-welded perimeter frame • Luggage compartment light • Body by Fisher.

FOR EASY SERVICEABILITY

Built-in engine electrical diagnostic connector. Simplifies engine electrical tests. When plugged into analyzer, 35 electrical tests and checks can be made quickly, accurately. Also analyzes car's starting supply voltage, charging and battery systems. Results in faster solutions to engine electrical problems.

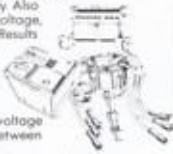
High Energy Ignition.

A solid-state system that eliminates points and ignition condenser, yet delivers a high voltage spark that helps extend time between recommended tune-ups.

Delco Freedom battery.

Never needs refilling. Sealed side terminals help resist corrosion.

New removable taillight rear end panel. Allows easier bulb replacement for improved serviceability.



LONG RECOMMENDED SERVICE INTERVALS*

(Based on normal driving conditions)

Engine Oil	12 months or 7,500 miles
Oil Filter	12 months or 7,500 miles; every 15,000 miles thereafter
Spark Plugs	Up to 30,000 miles†
Chassis Lubrication	12 months or 7,500 miles
Automatic Transmission Fluid Change	Every 100,000 miles

*Except diesel †22,500 miles with 4.4 Liter V8

A WORD ABOUT ENGINES.

Chevrolts are equipped with GM-built engines produced by various divisions. Please refer to the Chevrolet Power Teams Chart or see your dealer for details.

ENGINE SELECTIONS.

For 1980 The New Chevrolet offers a totally new powertrain lineup including a brand-new, fuel efficient standard 3.8 Liter V6, an economy-minded 4.4 Liter V8, and a first for Chevrolet—a new 5.7 Liter diesel V8 for wagons. (See Power Teams Chart for availability.)

3.8 LITER V6 ENGINE.

This new 229-cubic-inch engine offers the highest EPA gas mileage estimates ever in a full-size Chevrolet. And, compared to last year's 4.1 Liter V6, it occupies less space in the engine compartment for service convenience, weighs less and provides the same power rating. The new V6 is short and compact with cylinders banked three to a side. It has a cast-iron engine block and crankshaft, plus Duollet carburetor. Compression ratio, as well as the cylinder diameters and inlet and exhaust valves, is identical to that of the 5.0 Liter

V8. Standard in 49 states. Not available in California.

A slightly larger 3.8 Liter V6 engine with 231-cubic-inch displacement is standard in California.

4.4 LITER V8.

The available V8 with cast-iron cylinder block includes short-stroke valve-in-head design and Duollet carburetor which help provide good engine performance at all speed ranges. Not available in California.

5.0 LITER V8.

An available engine that features short-stroke valve-in-head design and is equipped with a 4-barrel carburetor for increased power output, which helps provide good engine performance at all speed ranges. Included is an Exhaust Gas Recirculation system.

5.7 LITER DIESEL V8.

Chevy's first diesel engine in wagons has cast-iron construction, yet is light weight. Gives good diesel acceleration and smooth operation. No spark plugs, distributor or carburetor to service or replace. Meets current emission standards without a catalytic converter. (See Power Teams Chart for availability.)

CHEVROLET POWER TEAMS

Engine	Ordering Code	Displacement (cubic inches)	Sedans and Coupes	Station Wagons	Automatic Transmission
ALL STATES EXCEPT CALIFORNIA					
3.8 Liter 2-8Bbl V6 (A)	LC3	229	Std	NA	Std
4.4 Liter 2-8Bbl V8 (B)	L39	267	EC	Std	Std
5.0 Liter 4-8Bbl V8 (B)	LG4	305	EC	EC	Std
5.7 Liter Diesel V8 (C)	LF9	350	NA	EC	Std
CALIFORNIA ONLY (With California Emission Requirements)					
3.8 Liter 2-8Bbl V6 (D)	LD5	231	Std	NA	Std
5.0 Liter 4-8Bbl V8 (B)	LG4	305	EC	EC	Std
5.7 Liter Diesel V8 (C)	LF9	350	NA	EC	Std

Std—Standard NA—Not Available EC—Available at Extra Cost

PRODUCED BY GM

(A) CHEVROLET MOTOR DIVISION

(B) CHEVROLET MOTOR DIVISION and GM OF CANADA. (D) BUICK MOTOR DIVISION

†Not available in California at time of printing. See your dealer for availability.

SAFETY FEATURES.

OCCUPANT PROTECTION.

Seat belts with push-button buckles for all passenger positions • Two front combination seat and inertia reel shoulder belts for driver (with reminder light and buzzer) and right front passenger • Energy-absorbing steering column • Passenger guard door locks • Safety door latches and stamped steel hinges • Folding seat back latches • Energy-

absorbing padded instrument panel and front seat back tops • Laminated windshield • Safety harness.

ACCIDENT AVOIDANCE.

Side marker lights and reflectors • Parking lamps that illuminate with headlamps • Four-way hazard warning flasher • Backup lights • Lane change feature in direction signal control • Windshield defrosters, washer

and dual-speed wipers • Wideview inside mirror (view-edged, shatter-resistant glass and deflecting support) • Outside rearview mirror • Dual master cylinder brake system with warning light • Starter safety switch • Dual-action safety hood latch.

ANTI-THEFT.

Anti-theft ignition key reminder buzzer • Anti-theft steering column lock

DIMENSIONS (IN INCHES)

INTERIOR	Coupe	Sedan
Head Room—Front	38.8/38.5†	39.4/39.2†
Head Room—Rear	38.0/37.8†	38.2/38.0†
Leg Room—Front	42.4	42.4
Leg Room—Rear	37.3	39.0
Hip Room—Front	55.0	55.0
Hip Room—Rear	57.6	55.3
Shoulder Room—Front	60.8	60.8
Shoulder Room—Rear	58.8	60.8
Usable Luggage Capacity	20.9 cu. ft.	20.9 cu. ft.
Fuel Tank Capacity	25 gal.	25 gal.

†Four figure inputs, second Caprice



INTERMITTENT WINDSHIELD WIPER SYSTEM. Varies the wiper cycle to adjust for heavy downpour or light mist.



COMFORTILT STEERING WHEEL. Adjusts to six positions for most comfortable driving angle and for easier entry and exiting.




AUTOMATIC SPEED CONTROL. Located on turn signal, automatically maintains a constant speed for added driving ease during long stretches. Deactivated by a touch of the brake.

CUSTOM TWO-TONE COLORS. Create a dramatic effect; available in 10 different color combinations.

POWER TRUNK OPENER. Touch the release button located inside the glove box and the trunk lid opens.

AVAILABLE OPTIONS.



GAGE PACKAGE. Helpful trio of instruments that includes temperature and fuel economy gages plus trip odometer.



REAR WINDOW DEFOGGER. Electric grid type (shown) helps keep rear window clear of mist and ice. Blower-type defogger is also available on coupes and sedans.

COMFORTRON AIR CONDITIONING. Dial desired temperature and Comfortron automatically maintains that temperature through winter and summer. Manual control air conditioning also available.

SOUND SYSTEMS. Produced to General Motors quality standards. Choose from AM radios with or without stereo tape system, AM/FM radio, AM/FM stereo radio, or AM/FM stereo with 8-track stereo tape, stereo cassette tape, or Citizens Band radio with power antenna. Also available, AM/FM stereo radio with digital clock display. Stereo systems include auxiliary speakers. Windshield antenna included with factory-installed radios (except with Citizens Band radio).



CUSTOM WHEEL COVERS. Bold new geometric design with brilliant finish. (Not available on Caprice Landau.)

BODY SIDE MOLDINGS. Style highlights that accent the car's clean, crisp lines and help provide protection against nicks and dings.

POWER SKY ROOF. Opens at the touch of a button to let in sunlight, moonlight and outside air for coupes and sedans. (Reduces front seat head room slightly.)

WIRE WHEEL COVERS. Bright finish on simulated wire wheel covers. (Standard on Caprice Landau Coupe.)

DIGITAL CLOCK. Electrically operated with trim digital dial that reveals hour and minute at a glance, day or night.

Caprice Classic instrument panel with available Comfortron air conditioning, AM/FM/Citizens Band radio with power antenna, automatic speed control and electric rear window defogger.



POWER ANTENNA. Antenna automatically extends when radio is turned on. Automatically lowers when radio or ignition is turned off.




POWER DOOR LOCK SYSTEM. A convenient master control on driver's side locks and unlocks all doors instantly. Individual controls on other doors.




POWER WINDOWS. Raise or lower windows at a touch of a button.



POWER SEAT. Electric 6-way control of entire front seat, or driver's seat only if ordered with 50/50 seats.



PUNCTURE SEALANT TIRE. Special rubber compound inside tread area seals 90% of all repairable tread punctures that are 3/16" or less; lasts for the life of the tire tread.



CORNERING LIGHTS. Mounted on front fenders, lamps are activated by turn signal; help improve visibility while turning.

A WORD ABOUT ASSEMBLY, COMPONENTS AND OPTIONAL EQUIPMENT IN THESE CHEVROLETS.

The Chevrolets described in this catalog are assembled at facilities of General Motors Corporation operated by the GM Assembly Division or GM of Canada. These vehicles incorporate thousands of different components produced by various divisions of General Motors and by various suppliers to General Motors. From time to time during the manufacturing process, it may be necessary, in order to meet public demand for particular vehicles or equipment, or to meet federally mandated emissions, safety and fuel economy requirements, or for other reasons, to produce Chevrolet products with different components or differently sourced components than initially scheduled. All such components have been approved for use in Chevrolet products and will provide the quality performance associated with the Chevrolet name.

With respect to extra cost optional equipment, make certain you specify the type of equipment you desire on your vehicle when ordering it from your dealer. Some options may be unavailable when your car is built. Your dealer receives advice regarding current availability of options. You may ask the dealer for this information. GM also requests the dealer to advise you if an option you ordered is unavailable. We suggest you verify that your car includes the optional equipment you ordered or, if there are changes, that they are acceptable to you.

REASONS TO BUY THE NEW CHEVROLET CAPRICE AND IMPALA.

- AMERICA'S NUMBER ONE SELLING FULL-SIZED CAR.
 - TREND-SETTING STYLING FOR TODAY.
- COMFORTABLE SIX-PASSENGER ROOMINESS AND CONVENIENCE.
 - IMPRESSIVE FULL-SIZE RIDE.
- WIDE SELECTION OF EFFICIENCY-ENGINEERED V6 AND V8 ENGINES.
 - QUALITY ENGINEERED AND DESIGNED FOR VALUE.

BUILD YOUR OWN CHEVROLET (See your dealer for current ordering information.)

MODELS

- | | | |
|---|---|--|
| <input type="checkbox"/> Caprice Classic Sedan | <input type="checkbox"/> Caprice Classic 2-Seat Station Wagon | <input type="checkbox"/> Impala Sport Coupe |
| <input type="checkbox"/> Caprice Classic Coupe | <input type="checkbox"/> Caprice Classic 3-Seat Station Wagon | <input type="checkbox"/> Impala 2-Seat Station Wagon |
| <input type="checkbox"/> Caprice Classic Landau Coupe | <input type="checkbox"/> Impala Sedan | <input type="checkbox"/> Impala 3-Seat Station Wagon |

COLORS (See chart on page 10 for color combinations.)

- Exterior color _____ Interior color _____ Two-Tone paint _____
 Vinyl roof color _____ Custom Two-Tone paint _____ Upholstery (cloth or vinyl) _____

ENGINES (See chart on page 13 for engine/transmission availability.)

- 3.8 Liter 2-Bbl. (229 Cu. In.) V6—Std* 4.4 Liter 2-Bbl. (267 Cu. In.) V8—Avail* 5.7 Liter Diesel (350 Cu. In.) V8—Avail**
 3.8 Liter 2-Bbl. (231 Cu. In.) V6—Std** 5.0 Liter 4-Bbl. (305 Cu. In.) V8—Avail.

TRANSMISSIONS Automatic transmission is standard with all models and engines.

AVAILABLE OPTIONS.

- Air conditioning, Comfortron automatic or manual control.
- Power windows.
- Electric clock (Impala).
- Digital clock.
- Automatic speed control.
- Power door lock system.
- Electric rear window defogger.
- Rear window defogger, blower type.
- Tinted glass.
- Bumper rub strips.
- Bumper guards.
- Auxiliary lighting.
- Estate Equipment (Caprice Wagon).
- Deluxe luggage compartment trim.
- Gage Package (includes temperature, fuel economy gages and trip odometer).
- Quiet Sound Group (Impala).
- Intermittent windshield wiper system.
- Color-keyed floor mats, front only.
- Color-keyed floor mats, rear only.
- Comfortilt steering wheel.
- MOLDINGS**
- Body side moldings.
- Door edge guards.
- Wheel opening moldings (Impala).

SOUND EQUIPMENT

- AM radio.
- AM/FM radio.
- AM/FM/Citizens Band radio with power antenna.
- AM/FM stereo/Citizens Band radio with power antenna.
- AM/FM stereo radio.
- AM radio with 8-track stereo tape.
- AM/FM stereo radio with 8-track stereo tape.
- AM/FM stereo radio with stereo cassette tape.
- AM/FM stereo radio with digital clock display.
- Rear seat speaker.
- Dual front and dual rear speakers.
- Power antenna.

SEATING

- 50/50 reclining passenger seat (Caprice).
- Six-way power seat.

WHEEL COVERS

- Full wheel covers (Impala).
- Custom wheel covers.
- Sport wheel covers.
- Wire wheel covers (Caprice).†

SPECIAL SUSPENSIONS

- Sport suspension.
- Heavy-duty front and rear suspension.
- Inflatable rear shock absorbers.

TIRES

- P225/70R-15 steel-belted radial ply white-stripe.
- P205/75R-15 steel-belted radial ply white-stripe.
- P215/75R-15 steel-belted radial ply white-stripe.
- P225/75R-15 steel-belted radial ply white-stripe (wagon).
- Puncture-sealant tires:**
- P205/75R-15 steel-belted radial ply white-stripe—coupes and sedans.
- P225/75R-15 steel-belted radial ply white-stripe—wagons.

MIRRORS

- Remote control outside rearview—LH.
- Remote control outside rearview—LH & RH.
- Twin remote Sport.
- Sport—LH remote and RH manual.†
- RH visor.
- Illuminated RH visor.

ALSO AVAILABLE

- Hi-Intensity, Hi-Beam headlights.
- Cornering lights.
- Performance axle ratio.
- Limited slip differential.
- Heavy-duty cooling.
- Litter container.
- 70-amp Delcotron generator.
- Dual horns (Impala).
- Power Sky Roof.
- Power trunk opener.
- Deluxe load floor carpeting (wagon).
- Deluxe cargo area carpeting (wagon).
- Roof carrier (wagon).
- Power tailgate lock (wagon).
- Value Appearance Group (Impala).
- Special Custom interior (Caprice).
- Body side pin striping.
- Vinyl roof cover.
- GM Continuous Protection Plan.

*Not available in California

**Available in California only

***Available only on station wagons (not available in California at time of printing)

†Standard on Caprice Landau



Chevrolet