



IMPERIAL OF 1960

America's most carefully built car

the Imperial Custom four-door Southampton in moonstone blue

THE IMPERIAL CUSTOM

*So smoothly, so carefully assembled that it looks as if it were fashioned from a single sheet of steel . . . the new Imperial of 1960. Imperial doors are hand-fitted, and the rubber welts that seal them are applied by hand. Body seams are permanently soldered and buffed to invisibility. Its finish is without flaw. And in every other detail, it looks precise and thoroughly right. Because Imperial craftsmen have given it more individual care in the building . . . more rigorous inspection . . . more patience. Not a line of Imperial's classic shape is borrowed from any other car. It has dignity warmed by a certain youthfulness of spirit. Refinement without ostentation. Length and spaciousness without bulk. Exciting and lovely to look at . . . *your kind of motorcar.**

Standard Equipment: Constant-Control Power Steering. Total-Contact Power Brakes. Torqueflite Automatic Transmission. Dual Headlamps. Panel-lit Instrument Lighting. High-Tower Seat. Air-Foam Seat Cushions, front and rear. Full-Volume Air-Foam Seat Backs, front and rear. Arm Rest, rear center. Padded Steering Wheel. Safety Cushion Instrument Panel. Pushbutton Drive Selector. Vanity Mirror. Outside Left Rearview Mirror. Interior Lights, front and rear door. Back-up Lights. Map Light. Luggage Compartment Light. Hand Brake Warning Signal. Variable-Speed Electric Windshield Wipers. Electric Clock. Windshield Washer. Tilt-type Mirror. Landau Roof. Undercoating. Tubeless Tires.



Car interiors, of course, are a matter of individual taste. Which is why the Imperial stylists have created this lovely decorative scheme for the Imperial Custom—in a selection of *five* colors. We have selected for our illustration . . . seat bolsters in saddle grained vinyl . . . cushions in a muted blue nylon crown patterned fabric.

Beneath the rich fabric and the fine needlework, however, is the true luxury: *Six deep, thick inches of foam rubber on seat backs.* No old-fashioned stiff coils and unbending jute. This is a completely new kind of auto seat . . . designed to support you at the small of the back and to hold you easily in a proper driving position. It's a wonderful luxury to stay fresh and relaxed even on long trips.




THE IMPERIAL
CUSTOM FOUR-DOOR
SEDAN *in moonstone blue over midnight blue*



Imperial swivel seats are now *completely automatic.* They swing gently out to meet you as you open the door. You swing easily inside and the seat locks securely into place. A special courtesy for today's fashionable women. No bowing for hat clearance. No awkward gathering of coat and billowing skirt around the knees. No strain on narrow skirts. You seat yourself with the same easy grace as you do in a chair at home. And alighting is every bit as graceful.

Notice our new Imperial *High-Tower seat.* You drive with back and shoulders cushioned in a restful driving posture that the usual driving seats can't achieve for you.



THE IMPERIAL
CUSTOM TWO-DOOR
SOUTHAMPTON *in dawn mauve*

the Imperial Crown two-door Southampton in dusk mauve

THE IMPERIAL CROWN

A liveliness you'd never expect of a car this

size. You can't fully imagine the agility of this Imperial until you've driven it. Try its crisp, communicative steering system. Effortless full-time power steering. Test the responsiveness of a new 350 horsepower engine which delivers greater effective torque . . . more wheel-turning power . . . than any other passenger car engine in the world.


Feel the buoyancy of Imperial's level ride. Only Imperial in its class rides on Torsion-Aire—the very finest suspension system on any American car. It holds you on an even keel. Damps out sway and pitch. Keeps wheels from wandering on fast turns. Here is eagerness with elegance. Competent. Obedient. Maneuverable. Unlike any car you've ever driven.

Standard Equipment: Constant-Control Power Steering. Total-Contact Power Brakes. 6-Way Power Seat. Power Windows. TorqueFlite Automatic Transmission. Dual Headlamps. Panelescent Instrument Lighting. High-Tower Seat. Air-Foam Seat Cushions, front and rear. Full-Volume Air-Foam Seat Backs, front and rear. Arm Rest, rear center. Padded Steering Wheel. Safety Cushion Instrument Panel. Pushbutton Drive Selector. Vanity Mirror. Outside Left Rearview Mirror. Interior Lights, front and rear door. Back-up Lights. Map Light. Luggage Compartment Light. Hand Brake Warning Signal. Variable-Speed Electric Windshield Wipers. Electric Clock. Windshield Washer. Tilt-type Mirror. Landau Roof. Undercoating and Hood Insulation Pad. Tubeless Tires.



You can decorate your Imperial Crown Southampton as tastefully and as personally as you do your own home. Seat cushions and backs shown here are upholstered in a rich nylon fabric. Inspired by an original Paris creation, it is in a lovely shade of gray with raised vertical black threads that have a carefully hand-stitched look. Bolsters are in matching gray metallic leather. Door-to-door deep-pile carpeting is in black.

Our Imperial coach craftsmen have created a wide sofa-like effect on seat cushions—with back bolsters notched as individual seats. You may choose your Imperial Crown interior from *fifteen* combinations of fine wool broadcloths, deeply textured cotton-nylons, and supple pearlescent leathers.



THE IMPERIAL
CROWN FOUR-DOOR
SOUTHAMPTON *in executive gray*



Only Imperial gives you the limousine crispness of a canopied *Landau roof*—now standard on all Imperial Sedan and Southampton models. New for 1960—the canopy sweeps all the way forward to the crown of Imperial's compound windshield. When you specify a two-tone roof treatment for your Imperial Custom or Crown, the canopy is in the body color you select—with side roof areas in a contrasting shade. (Cedar Green with Light Mint side roof insert in our picture.)

You may also have as *optional equipment* on Crown and Custom models a handsome *Silvercrest Landau roof*. The canopy is in the body color you select. And the side roof areas are in gleaming stainless steel that has the look of silver.



THE IMPERIAL
CROWN FOUR-DOOR
SEDAN *in light mint over cedar green*



THE IMPERIAL CROWN CONVERTIBLE

in regal red

It's America's most carefully built convertible. Aside from the stitching which holds the finish-edging firm, there isn't a single needle hole in an Imperial Convertible top. The pre-cut panels are *welded* into a single, unpierced weatherproof shield. And the top is carefully hand-fitted by a two-man team—to fit perfectly, fold neatly, stretch taut and firm . . . and stay weatherproof.

The top is easy to operate, too. You can lock or unlock it by releasing a single handle above the center of the windshield, right within reach.

Drive it, and discover that a fine car *can* have the almost athletic nimbleness you've hoped for in your convertible. If you feel the red shown here is a bit too gay, there are *sixteen* other lovely hues . . . and the top comes in *three* colors—black, white and blue.



We're especially proud of our Imperial leathers. They're glove-soft to your touch, with a pearlescent grain that has no equal in richness. Choose your Convertible Crown interior from *six all-leather combinations*, each as handsome as this.

the Imperial LeBaron four-door Southampton in powdered bronze

THE IMPERIAL LE BARON

Meet excellence face to face. A car

that gives automotive craftsmanship an entirely new direction for the 1960's. You see its remarkable innovations in the Silvercrest Landau roof that you may have as standard equipment on any LeBaron model you choose . . . the faultless finish that will keep its luster for as long as you own your LeBaron . . . the slender rear window that protects the privacy of its spacious tonneau and creates a distinctive town-car look . . . the graceful gull-wing flair of bumpers. Unified. Not a misplaced line to mar its clean, classic beauty. Aristocratic in every appointment. A fresh new kind of limousine loveliness you won't find in any other car.

Standard Equipment: *Constant-Control Power Steering. Total-Contact Power Brakes. 8-Way Power Seat. Power Windows. Power Window Vents. TorqueFlite Automatic Transmission. Dual Headlamps. Fluorescent Instrument Lighting. High-Tower Seat. Air-Foam Seat Cushions, front and rear. Full-Volume Air-Foam Seat Backs, front and rear. Center Arm Rest, front and rear. Padded Steering Wheel. Safety Cushion Instrument Panel. Carpet Floor Covering. Pushbutton Drive Selector. Vanity Mirror. Outside Left Rearview Mirror. Interior Lights, front and rear door. Back-up Lights. Map Light. Luggage Compartment Light. Hand Brake Warning Signal. Variable-Speed Electric Windshield Wipers. Electric Clock. Windshield Washer. Tilt-type Mirror. Silvercrest Landau Roof. Undercoating and Hood Insulation Pad. Rayon White Sidewall Tubeless Tires. Carpeted Spare Tire Cover. Chrome Rocker Panel Mouldings.*





Swing wide the door of this LeBaron Southampton, and you instinctively answer its warm invitation to step inside. Cushions in a rich shade of Powdered Bronze—upholstered in the world's finest pure-wool broadcloth. Bolsters are in matching pearlescent leather. Notice the hand-needled look of individually contoured seats and the Imperial eagle carefully stitched on the bolsters. Refined, elegant, simple. Select your LeBaron interior from *four* broadcloth combinations.

Savor the quiet richness of this spacious LeBaron interior. Our unique decorator motif features a series of deeply quilted rectangles stitched in fine wool broadcloth in a lovely shade of gray—contrasting with smooth pearlescent leather bolsters. Folding center arm rests—both front and rear—and wide built-in foot rests. Living in your Imperial is luxurious, relaxing. Notice the wide stainless steel moulding gracing the sides of front seats . . . and the richly contrasting insert door panels.

Our open, airy Imperial interiors are installed by the most skilled workers in the motor world. They work on the slowest moving production line in the country. They have *time* for patience.



THE IMPERIAL
LE BARON
SEDAN *in formal black with Silvercrest Landau roof*

AT YOUR FINGERTIPS...

Imperial power luxuries to take the effort out of driving

Two large, easy-to-read *circular gauge clusters* . . . By night instruments bathed in a soft, panelescent light (a new concept of lighting that's restful to your eyes) . . . A new *elliptical steering wheel*—shaped to fit your hands naturally . . . A clean, vertical line-up of *pushbuttons* for setting your car in motion, and for heating and cooling it.



Remote Control Mirror rotates to any position you want when you touch the lever on your instrument panel. Adjusts to any angle for the clearest rear view possible.



Power Window Lifts let you and your passengers raise and lower windows at the touch of a switch. Master control for driver—and individual controls for each passenger. (Standard on Crown and LeBaron models.) And for 1960—even LeBaron *window vents* are power operated.



Automatic Swivel Seats turn to ease you in and out when you open the door. Lock in place when you're in driving or riding position. No levers or buttons to push—now they're entirely *automatic*.



Pushbutton Air Conditioning and Heating—as sensible and simple as Imperial pushbutton driving. *Five* pushbuttons give you quick, easy fingertip control of the weather . . . and constant temperature throughout your Imperial—just like your thermostat at home.



Rear Window Defogger quickly clears your rear window of ice, snow, and fog . . . at a touch of a button on your instrument panel. An important safety accessory for year 'round driving visibility.



Auto-Pilot lets you pre-set your driving speed and ride with foot off the accelerator. New lock-in switch automatically reactivates unit after braking . . . eliminates resetting after each stop.



New 6-Way Power Seat has a new rotary single-control knob. Just move the knob the way you want your seat to go—up, down, forward, back. Or tilt the seat forward or backward into your favorite driving position.

Electric Door Lock locks all the doors in your Imperial with a single switch on door panel. Prevents little ones from opening doors, and lets women drive alone at night without worry.



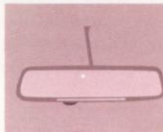
Automatic Beam Changer lowers your headlamp beam when another car approaches—raises it again when the car is past. Adjustable for *city* or *country* driving.



Electric Power Antenna lets you raise or lower your antenna from inside your car.



Mirrromatic Mirror—sensing element automatically adjusts rearview mirror to cut headlamp glare.





INSIDE . . . THE LUXURY OF SPACE

A RESPONSIVENESS WHICH MAKES IT SEEM A THOUSAND POUNDS LIGHTER THAN IT IS



A CRISP, EFFORTLESS HANDLING

THE GREATEST WONDER OF IMPERIAL IS IN THE DRIVING

Drive this new Imperial and discover how exactly its performance matches its good looks. Imperial's 350 horsepower engine has *more wheel-turning power* than any passenger car engine in the world.

Imperial is the one fine car that gives you full-time power steering. It doesn't come on *after* you turn the wheel. It is on *all* the time. It never jars or throws you when you hit chuck-holes. There's an even more perfect balance between "feel-of-the-road" and steering ease. Parking and handling are more precise than ever.

Imperial has a riding quality no other car can match. Body and chassis are suspended on torsion bars which completely control lateral sway and pitch. No rear-end dip when you accelerate. No nose-dipping when you stop.

Imperial's doors are higher and open wider than those of its two rivals. Seats are *high off the floor*, yet there's ample space above your head. And rear seats are farther back so legs aren't crowded. There is more passenger space in an Imperial.

AMERICA'S MOST CAREFULLY BUILT, MOST THOROUGHLY TESTED CAR

These pictures show you only three of nearly 600 tests and inspections that make Imperial America's most carefully built car . . .

An intense "on line" hurricane hurls tons of water on each Imperial, testing weather-tightness of windows, doors, trunk and hood.

No Imperial is "OK to ship" until it has undergone—and passed—an exacting road test. When your Imperial is delivered—you will own America's most carefully built car.



EACH IMPERIAL WEATHERS A VIOLENT STORM



EVERY IMPERIAL IS ROAD-TESTED



EVERY IMPERIAL IS PATIENTLY WET-SANDED BY HAND

specifications

Engine—High compression 90° Imperial V-8. Bore, 4.18 in. Stroke, 3.75 in. Piston displacement, 413 cu. in. Compression Ratio, 10.1 to 1. Brake horsepower, 350 at 4600 r.p.m. Slipper-type cam ground, steel band aluminum alloy pistons. Three rings per piston. Full pressure lubrication. Waterproof ignition. Silicon chromium steel intake and exhaust valves. Replaceable element air cleaner. Shear-type engine mountings. Full-Flow oil filter. Dual exhaust.

Fuel System—Four-barrel carburetor. Automatic choke. Plastic fuel filter in gas tank. Supramicronic, replaceable filter at engine. Tank capacity, 23 gallons.

Cooling System—Series-flow-type with thermostatic control. Full-length water jacket. Capacity, 17 quarts (with heater).

Electrical System—12-volt battery, 35-amp. generator. 14mm Power-Tip spark plugs.

Transmission—TorqueFlite—fully automatic torque converter, with 3-speed planetary gear set. Torque converter ratio, 2.2 to 1. Transmission gear ratios—First gear, 2.45 to 1; Second gear, 1.45 to 1; Third gear, 1 to 1.

Drive—Hotchkiss Drive through rear springs. Hypoid rear axle. Axle ratio, 2.93 to 1.

Suspension—Independent front wheel suspension with torsion bar springs. Oriflow Shock Absorbers, front and rear. Tapered-leaf outboard rear springs with interliners and rear axle strut.

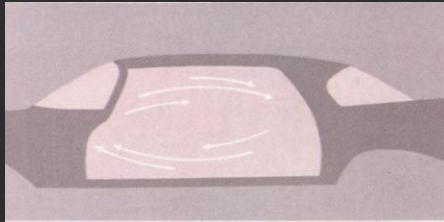
Steering—Full-Time, Constant-Control Power Steering with symmetrical idler-arm steering linkage. From full right to full left, only 3.5 turns of steering wheel.

Brakes—Total-Contact hydraulic braking system, with Power Brakes and independent Parking Brake. Brake diameter, 12 in. Two cylinders on each front wheel brake. Cycle-bonded brake linings. Foot-operated parking brake.

Wheels and Tires—15 inch. Rayon Custom Super-Cushion Tubeless Tires, 8:20 x 15 Safety-Rim Wheels. Stainless Steel Wheel Covers. Rayon White Sidewall (Standard on LeBaron), Nylon White Sidewall Tires available.

Dimensions—Wheelbase, 129 inches. Front tread, 61.8 inches; rear, 62.2 inches. Over-all length, 226.3 inches. Width, 80.1 inches. Height (loaded), 56.7 inches.

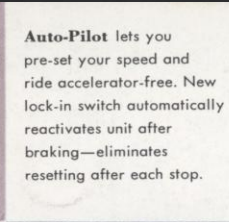
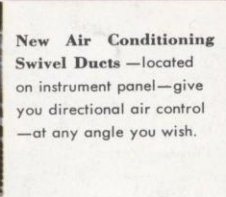
ALL COLORS, SPECIFICATIONS, EQUIPMENT AND PRICES SUBJECT TO CHANGE WITHOUT NOTICE AND WITHOUT ANY OBLIGATION ON CARS ALREADY BUILT.




Pushbutton Air Conditioning and Heater System with newly designed distribution ducts gives you and your passengers accurate directional control of cool and warm air . . . improves air circulation throughout your car. New spot cooler has been added to lower left side of instrument panel.



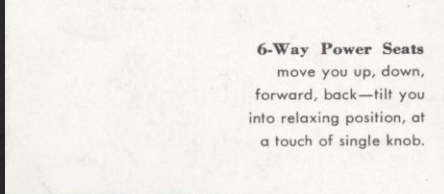
New Air Conditioning Swivel Ducts—located on instrument panel—give you directional air control—at any angle you wish.



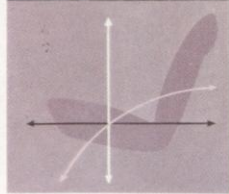
Auto-Pilot lets you pre-set your speed and ride accelerator-free. New lock-in switch automatically reactivates unit after braking—eliminates resetting after each stop.



Imperial Touch-Tuner Radio, with current-saving transistors, automatically tunes in nearby station by mere touch of hand or foot. Power antenna included.



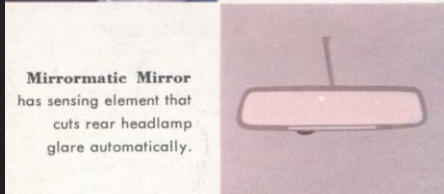
6-Way Power Seats move you up, down, forward, back—tilt you into relaxing position, at a touch of single knob.



Automatic Swivel Seats turn at 40° angle, automatically, when door is open. Ease you in and out of car.



Remote Control Mirror operates by remote control from inside your car. Just turn to any position you want.

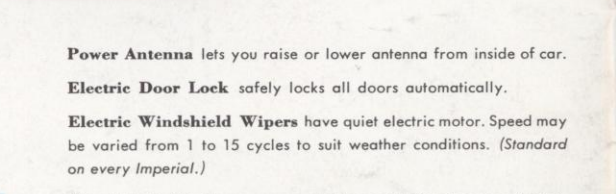


Mirromatic Mirror has sensing element that cuts rear headlamp glare automatically.



Electric Window Lifts raise, lower all windows automatically.

Electric Window Vents open and close automatically.



Power Antenna lets you raise or lower antenna from inside of car.

Electric Door Lock safely locks all doors automatically.

Electric Windshield Wipers have quiet electric motor. Speed may be varied from 1 to 15 cycles to suit weather conditions. (Standard on every Imperial.)

Windshield Washer now operated by pushbutton in center of windshield wiper switch. (Standard on every Imperial.)

Sure-Grip Differential prevents getting stuck in mud, sand or snow—by directing power automatically to rear wheel with most traction.

Automatic Beam Changer lowers headlamp beam when car approaches—raises it again when car is past. Switch on back of light adjusts beam sensitivity for city and country driving.

Vanity Mirror—a courteous appointment for your lady—mounted on right windshield visor. (Standard on every Imperial.)

Solex Tinted Glass cuts glare and heat—filters out blinding sun rays.

Shaded Rear Window (included with Solex option) screens out strong sunlight and cuts rear glare.

Imperial Flight-Sweep Rear Deck Lid—a famous Imperial hallmark. Sets your Imperial off from other fine cars.

IMPERIAL ACCESSORIES *for your comfort and convenience*

