

The New Chevrolet



1979 Caprice Classic and Impala



Caprice Classic Sedan shown in available Silver Classic Custom Two-Tone dark carmine metallic and silver with available bumper rub strips, bumper guards, white-stripe tires and wire wheel covers.

The New Chevrolet Caprice and Impala

The New Chevrolet, bought and embraced by more than a million people in its first two years is still one of the newest new cars around. Beautiful, thoroughly contemporary, the new generation car that has become the most popular of our times. A standard of success by which other full-size cars should be judged.

For 1979 The New Chevrolet continues to offer the full-size style, comfort and value that have made it so enormously successful. Look inside. The interior is spacious and elegant. With more head room, rear-seat leg room and more usable trunk space than the full-size 1976 Chevrolet it replaced.

Feel the smooth, comfortable ride. The New Chevrolet moves easily through turns, over highways and in and out of city traffic. Look at the styling. Sleek and sculptured, very much in tune with today. It's the car America has driven to the top. By far the most popular car in America today. With over 14 billion


miles of on-the-road experience, it's a contemporary success story that every car can envy, but no other car can match. The New Chevrolet for 1979: It has extensive experience and solid success behind it. And from all indications, a very bright future ahead.

A word about this catalog:

We have tried to make this catalog as comprehensive and factual as possible. And we hope you find it helpful. However, since the time of printing, some of the information you'll find here may have been updated. Also, some of the equipment shown or described throughout this brochure is available at extra cost. Your dealer has details and, before ordering, you should ask him to bring you up to date.

Shown on cover, Caprice Classic Sedan in available Silver Classic Custom Two-Tone black and silver with available bumper rub strips, bumper guards, white-stripe tires and wire wheel covers.

The right is reserved to make changes at any time, without notice, in prices, colors, materials, equipment, specifications and models, and to discontinue models. Check your Chevrolet dealer for complete information.



Caprice Classic Landau Coupe shown in carmine metallic with available bumper rub strips, bumper guards, white-stripe tires and electric rear window defogger. Caprice Classic Landau Coupe includes front vinyl roof cover, special wire wheel covers, body side accent stripe, body-color sport mirrors and bright moldings.



Caprice Classic Sedan shown in available Custom Two-Tone light blue metallic and medium blue metallic with available bumper rub strips, bumper guards and white-stripe tires.

Caprice Classic Models

How, one asks, could something so contemporary be so committed to the ageless traditions of comfort, value and beauty.

The Caprice is, as it has been for the past 13 years, the uppermost Chevrolet. Standing firmly in a line of impressive automobiles with its heritage of roomy comfort, driving

enjoyment and dedication to innovative engineering.

Outside, clean uncluttered lines, distinctive style accents and a new, richly textured grille make their own statement about modern living. About how a full-size family car should look and act, both today and far along down the road.



Caprice Classic Station Wagon shown in black with available Estate Equipment and roof carrier, bumper rub strips, bumper guards, white-stripe tires, tinted glass and remote control mirror.

Inside, sit back, relax and listen to the quiet.

There's expansive, plushly decorated, deeply upholstered room for six people.

And there's an array of thoughtful luxury touches, like door pull straps, carpeted lower door panels, fold-down center armrest, a "headlights on"

reminder buzzer, courtesy lights, simulated wood-grain accents, an electric clock and many, many more.

Caprice Classic is offered in a Sedan, handsome Coupe or Landau Coupe. For those who need the extra spaciousness, 2- and 3-Seat Station Wagons are offered. Ask your Chevrolet dealer for a separate Station Wagon

catalog.

And for 1979, Caprice offers a new designer series of distinctive Silver Classic Custom Two-Tones: Black and Silver, Dark Carmine and Silver and Dark Blue and Silver, each with complementing body side pin striping.



Impala Sedan shown in silver with available full wheel covers, white-stripe tires and tinted glass.



Impala Sport Coupe shown in available Custom Two-Tone beige and camel metallic with available sport mirrors, wheel opening moldings, sport wheel covers, white-stripe tires, bumper rub strips and bumper guards.



Impala Station Wagon shown in carmine metallic with available roof carrier, remote control rearview mirrors, wheel opening moldings, full wheel covers, white-stripe tires, bumper rub strips and bumper guards.

Impala Models

Proven value has established Impala as an American family favorite.

The consistent, built-in Impala quality which doesn't stint on vital comforts is the secret of its success. Along with an affordable price.

America has a good thing going for it here, and knows it.

First off, there's full-size roominess.

Impala surrounds six people—family or friends—in beautifully tailored furnishings. Then lays wall-to-wall color-keyed cut-pile carpeting under their feet, insulates them from road noise and whisks them off with a 4.1 Litre 1-Bbl. L6 engine, automatic transmission, power steering and fiberglass-belted radial ply tires.

Power brakes bring it all to a smooth halt.

There's a multitude of other built-in Impala plusses. Like the trim, contemporary outer dimensions which give it impressive drivability in city traffic. And this year there's a new grille and headlight design to add distinctiveness and a rich stylistic touch.

In sum, a beautifully designed car that has the good of the family at heart.

Choose from the Impala Sedan, Sport Coupe and Landau Coupe or the Impala 2- or 3-seat Station Wagon. For details on Impala Wagons, ask your Chevrolet dealer for a separate Station Wagon catalog.



Caprice Classic Sedan with available Special Custom interior shown in carmine. The Special Custom interior includes: 50/50 front seat with reclining passenger seat back; Deluxe color-keyed seat and shoulder belts; Special Custom cloth on seats, upper door panels, and door pull straps; carpeting on rear package shelf and lower door panels; dual center armrests plus special bright interior accents. Also shown are available power door locks, power windows, Comforton air conditioning, remote control mirror and AM/FM stereo radio.

Wherever you look, luxury. Whichever way you turn, comfort and roominess.

Chevrolet Interiors

The roomy interior of The New Chevrolet is a quiet revolution in automobile design. Deep-cushioned, full-sized quiet.

Thanks to special road noise insulation, there's a hushed,

living room feel to the ride.

The seats, foam-cushioned and proportioned for comfort and ease. The seat backs, trim and supportive.

And the smaller details, not so easily apparent: The one-piece

headliner "ceiling" overhead. The tailored and well-padded trim.

Select the Chevrolet decor and color combination that best satisfies your tastes and personality from the chart below.



Caprice Classic instrument panel with available Comfortron air conditioning, AM/FM stereo radio, digital clock, rear window defogger control, power antenna and Gage Package.

INTERIOR AND EXTERIOR COLOR COMBINATIONS

INTERIOR COLORS		BLACK	BLUE	CAMEL	CARMINE	GREEN	OYSTER
CAPRICE							
Standard front bench seat	Knit Cloth (Std.)	X	X	X	X	X	
	Vinyl (Avail.)	X	X	X	X		X
Available 50/50 split front seat	Knit Cloth (Std.)	X	X	X	X		X
	Vinyl (Avail.)	X	X	X	X		X
CAPRICE SPECIAL CUSTOM INTERIOR							
Available with 50/50 split front seat	Special Custom Cloth		X	X	X		X
IMPALA							
Standard front bench seat	Knit Cloth (Std.)		X	X	X	X	
	Vinyl (Avail.)	X	X	X	X		
Available 50/50 split front seat	Knit Cloth (Std.)		X	X	X		
	Vinyl (Avail.)		X	X	X		

EXTERIOR COLORS							
	BEIGE	X		X	X	X	
	BLACK	X	X	X	X	X	X
	BLUE, DARK (METALLIC)	X	X	X			X
	BLUE, LIGHT (METALLIC)	X	X				X
	BLUE, PASTEL	X	X				X
	BROWN, DARK (METALLIC)	X		X			X
	CAMEL (METALLIC)	X		X			X
	CARMINE (METALLIC)	X		X	X		X
	CARMINE, DARK (METALLIC)	X		X	X		X
	GREEN, LIGHT	X		X		X	
	GREEN, MEDIUM (METALLIC)	X		X		X	
	SILVER	X			X		X
	WHITE	X	X	X	X	X	X
	YELLOW, LIGHT	X		X			X

Custom Two-Tone colors available:

Beige/Camel*	Black/Gray*	Black/Silver†	Dk. Blue/Silver†	Lt. Blue/Med. Blue*	Dk. Carm./Carmine*	Dk. Carm./Silver†	Lt. Green/Med. Green*	Silver/Gray*
Int. colors: Black or Camel	Int. colors: Black, Carmine or Oyster	Int. colors: Black, Carmine or Oyster	Int. colors: Blue or Oyster	Int. colors: Black, Blue or Oyster	Int. colors: Black, Camel, Carmine or Oyster	Int. colors: Black, Carmine or Oyster	Int. colors: Black or Green	Int. colors: Black, Carmine or Oyster

Vinyl roof colors available: Black, light blue, light green, white, beige, dark carmine and silver. Check your dealer for details on the seven conventional Two-Tone combinations available and for complete information on vinyl roof availability. *Metallic †Caprice only



Impala interior shown in camel vinyl with available 50/50 split front seat with center armrests, Deluxe color-keyed seat and shoulder belts, remote control mirror and air conditioning.



Impala with standard cloth bench seat shown in carmine and with available power windows, power door locks, remote control mirror and Deluxe color-keyed seat and shoulder belts.



Caprice Classic with standard cloth bench seat shown in blue and with available power windows, power door locks, remote control sport mirror and Deluxe color-keyed seat and shoulder belts.

Standard Features

1. High Energy Ignition. A solid-state system that eliminates points and ignition condenser, yet delivers a high voltage spark that helps extend time between recommended tune-ups.

2. Automatic transmission. Moves you smoothly through three forward speeds.

3. Fiberglass-belted radial ply tires. Benefits over conventional tires include impressive traction on wet and snowy roads and low rolling resistance.

4. Engine diagnostic connector. Helps simplify the performance of engine electrical tests quickly and accurately.

5. Power steering. Helps make parking and maneuvering in city traffic easy.

6. Power front disc/rear drum brake system. A self-adjusting system. Fade-resistant front disc brakes have audible wear sensors to let you know when to replace pads.

7. Full Coil suspension system. Computer-selected for specific model and equipment. Includes front stabilizer bar.

8. Delco Freedom battery. Never needs refilling. Sealed side terminals help resist corrosion.

9. Acoustical headlining. Thick poly-foam sound-deadening material is sandwiched between fabric and hard-board backing to help reduce road noise.

10. Column-mounted lever for turn signal and headlight dimmer. Puts headlight dimmer at your fingertips, right there on the turn signal lever.

11. One-piece carpeting. One-piece wall-to-wall carpeting covers even under the front seats.

12. Flow-through ventilation. Outside intake ducts provide continual flow of new air inside the car. Air exits through hidden outlets in door pillars.

13. Catalytic converter. Takes care of most of the emission control within the exhaust system so engine can be tuned for smooth, responsive performance.

14. Body by Fisher. Beautiful outside, strong underneath—double panel doors and deck lid, box section roof headers and pillars, heavily ribbed and formed underbody.

15. Extensive anti-corrosion treatments. Includes: use of zinc-rich pre-coated metal; oil-base coating on the frame and lower body; use of zinc-rich primers; protective inner fenders.

MORE STANDARDS

Molded full-foam seat construction • Delcotron generator with built-in solid-state voltage regulator • Coolant recovery system to help prevent loss of coolant • Foot-operated parking brake • Cigarette lighter • Fanned rear brake drums • Built-in heater/defroster system • 21-gallon fuel tank • Sturdy perimeter-type frame • Luggage compartment light.

A WORD ABOUT ENGINES

The Chevrolets shown in this catalog are equipped with GM-built engines produced by various divisions. Please refer to the Chevrolet Power Teams Chart shown on page 13 and see your dealer for details.

ENGINE SELECTIONS

Choose your engine based on the kind of driving you do and your particular power needs.

4.1 LITRE L6

This proven powerplant, standard on Caprice and Impala, earns top marks. Its block and head are cast iron tough with a fully counterweighted crankshaft for smoothness supported on seven main bearings for strength. The electric choke helps give you accurate fuel control during engine warm-up for good drivability.

5.0 LITRE V8

This popular available engine is ideal if you plan to tow a trailer or just want added performance. New-for-'79 features include improved Exhaust Gas Recirculation and trapped vacuum spark control systems (except in California or with High Altitude Emission Equipment) that contribute to improved drivability especially during engine warm-up.

5.7 LITRE V8

A rugged available powerplant with impressive low-speed torque for around-town cruising, but also responsive on the highway and well-suited for hilly driving, big loads or trailering. A new trapped vacuum spark control system (except in California or with High Altitude Emission Equipment) helps improve drivability during engine warm-up.

CHEVROLET POWER TEAMS

Engine	Ordering Code	Displacement (cubic inches)	Engine Availability		
			Sedans and Coupes	Station Wagons	Automatic Transmission
ALL STATES EXCEPT CALIFORNIA					
4.1 Litre 1-Bbl. L6 (A)	L22	250	Std.	NA	Std.
5.0 Litre 2-Bbl. V8 (B)	LG3	305	EC	Std.	Std.
5.7 Litre 4-Bbl. V8 (B)	LM1	350	EC	EC	Std.
ALL STATES EXCEPT CALIFORNIA (with High Altitude Emission Equipment)					
5.7 Litre 4-Bbl. V8 (B)	LM1	350	EC	EC	Std.
CALIFORNIA ONLY (with California Emission Requirements)					
4.1 Litre 1-Bbl. L6 (A)	L22	250	Std.	NA	Std.
5.0 Litre 2-Bbl. V8 (B)	LG3	305	EC	NA	Std.
5.7 Litre 4-Bbl. V8 (B)	LM1	350	EC	EC	Std.


Std.—Standard. NA—Not Available. EC—Available at Extra Cost.

(A) PRODUCED BY GM—CHEVROLET MOTOR DIVISION
(B) PRODUCED BY GM—CHEVROLET MOTOR DIVISION AND GM OF CANADA.

LONG RECOMMENDED SERVICE INTERVALS


(Based on normal driving conditions)
 Engine Oil 12 months or 7,500 miles
 Oil Filter 12 months or 7,500 miles; every 15,000 miles thereafter

Spark Plugs 22,500 miles for all V8s; 30,000 miles for 6-cylinder engine in California; 45,000 miles for 6-cylinder engine in 49 states
 Chassis Lubrication 12 months or 7,500 miles
 Automatic Transmission Fluid Change Every 100,000 miles



Available Options

1. Rear window defogger. Electric grid type (shown) helps keep rear window clear of mist and ice. Blower-type defogger is also available on Coupes and Sedans.




4. Automatic Speed Control. Located on turn signal, automatically maintains a constant speed for added driving ease during long stretches. A touch of the brake deactivates control. Available on V8 models only.



7. Comfortilt steering wheel. Adjusts to six positions for most comfortable driving angle and for easier entry and exiting.



9. Power door lock system. Control on each front door locks and unlocks all doors instantly. Designed for security and convenience.



12. Comfortron air conditioning. Dial desired temperature and Comfortron automatically maintains that temperature through winter and summer. Manual control air conditioning also available.



Includes 63-amp Delcotron generator and heavy-duty radiator.

14. Full wheel covers. Bright-finished stainless steel construction with integral cooling vents. Available on Impala only.



2. Intermittent windshield wiper system. Varies the wiper cycle to adjust for heavy down-pour or light mist.



5. Power trunk opener. Touch the release button located inside the glove box and the trunk lid opens.



8. Body side moldings. Style highlights that accent the car's clean, crisp lines and help provide protection against nicks and dings.



10. Power windows. Raise or lower windows at a touch of a button.



3. Power antenna. Antenna automatically extends when radio is turned on. Automatically lowers when radio or ignition is turned off.



6. Power Sky Roof. Opens at the touch of a button to let in sunlight, moonlight and outside air for Coupes and Sedans. (Reduces front seat head room slightly.)



11. Power seat. Electric 6-way control of entire front seat, or driver's seat only if ordered with 50/50 seats.

13. Sound systems. Produced by Delco to General Motors and Chevrolet quality standards. Select from three new systems: AM/FM stereo/Citizens Band radio with power antenna (shown above); AM/FM stereo radio with stereo cassette tape and

AM/FM stereo radio with digital clock display. See back cover for complete list of sound systems available.



15. Sport wheel covers. Durable construction that simulates wire spokes. Bright trim rings included. Not available on Landau.



16. Twin remote sport mirrors. Sporty-looking casings. Right- and left-hand mirrors adjust from inside.

A word about assembly, components and optional equipment in these Chevrolets.

The Chevrolets described in this brochure are assembled at facilities of General Motors Corporation operated by the GM Assembly Division or GM of Canada. These vehicles incorporate thousands of different components produced by various divisions of General Motors and by various suppliers to General Motors. From time to time during the manufacturing process, it may be necessary, in order to meet public demand for particular vehicles or equipment, or to meet federally mandated emissions, safety and fuel economy requirements, or for other reasons, to produce Chevrolet products with different components or differently sourced components than initially scheduled. All such components have been approved for use in Chevrolet products and will provide the quality performance associated with the Chevrolet name.

With respect to extra cost optional equipment, make certain you specify the type of equipment you desire on your vehicle when ordering it from your dealer. Some options may be unavailable when your car is built. Your dealer receives advice regarding current availability of options. You may ask the dealer for this information. GM also requests the dealer to advise you if an option you ordered is unavailable. We suggest you verify that your car includes the optional equipment you ordered or, if there are changes, that they are acceptable to you.

For a more complete list of available options, see back page of this catalog.

SAFETY FEATURES

OCCUPANT PROTECTION

Seat belts with pushbutton buckles for all passenger positions • Two front combination seat and inertia reel shoulder belts for driver (with reminder light and buzzer) and right front pas-

senger • Energy-absorbing steering column • Passenger guard door locks • Safety door latches and stamped steel hinges • Folding seat back latches • Energy-absorbing padded instrument panel and front seat back tops • Contoured windshield header • Thick

laminated windshield • Safety armrests • Safety steering wheel.

ACCIDENT AVOIDANCE

Side marker lights and reflectors • Parking lamps that illuminate with headlamps • Four-way hazard warning

flasher • Backup lights • Lane change feature in direction signal control • Windshield defrosters, washer and dual speed wipers • Wide view inside mirror (vinyl edged, shatter resistant glass and deflecting support) • Outside rearview mirror • Dual master cylinder

brake system with warning light • Starter safety switch • Dual action safety hood latches.

ANTI-THEFT

Anti-theft ignition key reminder buzzer • Anti-theft steering column lock.

Reasons to buy The New Chevrolet Caprice and Impala

- America's #1 selling full-sized car.
- Styling designed for today.
- Impressive full-size ride.
- Comfortable 6-passenger roominess and convenience.
- Traditionally high resale value.
- Quality engineered and designed for value.
 - Extensive application of acoustical materials.
 - Generous use of corrosion-resistant materials and processes.
 - Rugged full-frame construction with 16 isolating body mounts.

BUILD YOUR OWN CAPRICE OR IMPALA (See your dealer for current ordering information.)

MODELS

- | | | |
|---------------------------------------------------------------|---------------------------------------------------------------|------------------------------------------------------|
| <input type="checkbox"/> Caprice Classic Sedan | <input type="checkbox"/> Caprice Classic 3-Seat Station Wagon | <input type="checkbox"/> Impala 2-Seat Station Wagon |
| <input type="checkbox"/> Caprice Classic Coupe | <input type="checkbox"/> Impala Sedan | <input type="checkbox"/> Impala 3-Seat Station Wagon |
| <input type="checkbox"/> Caprice Classic Landau Coupe | <input type="checkbox"/> Impala Sport Coupe | |
| <input type="checkbox"/> Caprice Classic 2-Seat Station Wagon | <input type="checkbox"/> Impala Landau Coupe | |

COLORS (See chart on page 10 for color combinations.)

- | | | |
|------------------------|-----------------------------|-----------------------------------|
| Exterior color _____ | Interior color _____ | Two-Tone paint _____ |
| Vinyl roof color _____ | Custom Two-Tone paint _____ | Upholstery (cloth or vinyl) _____ |

ENGINES (See chart on page 13 for engine/transmission availability.)

- | | | |
|-----------------------------------------------------------------|-------------------------------------------------------------------|-------------------------------------------------------------------|
| <input type="checkbox"/> 4.1 Litre 1-Bbl. L6 (250 Cu. In.)—Std. | <input type="checkbox"/> 5.0 Litre 2-Bbl. V8 (305 Cu. In.)—Avail. | <input type="checkbox"/> 5.7 Litre 4-Bbl. V8 (350 Cu. In.)—Avail. |
|-----------------------------------------------------------------|-------------------------------------------------------------------|-------------------------------------------------------------------|

TRANSMISSIONS Automatic transmission is standard with all models and engines.

AVAILABLE OPTIONS

- | | | |
|-------------------------------------------------------------------------------------------------------------------------------------------------------------------------------------------------------------------------------------------------------------------------------------------------------------------------------------------------------------------------------------------------------------------------------------------------------------------------------------------------------------------------------------------------------------------------------------------------------------------------------------------------------------------------------------------------------------------------------------------------------------------------------------------------------------------------------------------------------------------------------------------------------------------------------------------------------------------------------------------------------------------------------------------------------------------------------------------------------------------------------------------------------------------------------------------------------------|----------------------------------------------------------------------------------------------------------------------------------------------------------------------------------------------------------------------------------------------------------------------------------------------------------------------------------------------------------------------------------------------------------------------------------------------------------------------------------------------------------------------------------------------------------------------------------------------------------------------------------------------------------------------------------------------------------------------------------------------|--------------------------------------------------------------------------------------------------------------------------------------------------------------------------------------------------------------------------------------------------------------------------------------------------------------------------------------------------------------------------------------------------------------------------------------------------------------------------------------------------------------------------------------------------------------------------------------------------------------------------------------------------------------------------------------------------------------------------------------------------------------------------------------------------------------------------------------------------------------------------------------------------------------------------------------|
| <input type="checkbox"/> Air conditioning, Comfortron automatic or manual control
<input type="checkbox"/> Deluxe color-keyed seat and shoulder belts
<input type="checkbox"/> Power windows
<input type="checkbox"/> Electric clock (Impala)
<input type="checkbox"/> Digital clock
<input type="checkbox"/> Automatic speed control
<input type="checkbox"/> Power door lock system
<input type="checkbox"/> Electric rear window defogger
<input type="checkbox"/> Rear window defogger, blower type
<input type="checkbox"/> Tinted glass
<input type="checkbox"/> Bumper rub strips
<input type="checkbox"/> Bumper guards
<input type="checkbox"/> Auxiliary lighting
<input type="checkbox"/> Estate Equipment (Wagon)
<input type="checkbox"/> Deluxe luggage compartment trim
<input type="checkbox"/> Gage Package (includes temperature, fuel economy gages, trip odometer and round dial cluster)
<input type="checkbox"/> Quiet Sound Group (Impala)
<input type="checkbox"/> Intermittent windshield wiper system
<input type="checkbox"/> Color-keyed floor mats, front and rear
<input type="checkbox"/> Comfortilt steering wheel | <input type="checkbox"/> AM/FM stereo/Citizens Band radio with power antenna
<input type="checkbox"/> AM/FM stereo radio
<input type="checkbox"/> AM radio with 8-track stereo tape
<input type="checkbox"/> AM/FM stereo radio with 8-track stereo tape
<input type="checkbox"/> AM/FM stereo radio with stereo cassette tape
<input type="checkbox"/> AM/FM stereo radio with digital clock display
<input type="checkbox"/> Rear seat speaker
<input type="checkbox"/> Dual front speakers
<input type="checkbox"/> Power antenna

SEATING
<input type="checkbox"/> 50/50 reclining passenger seat with deluxe color-keyed seat and shoulder belts
<input type="checkbox"/> Six-way power seat | <input type="checkbox"/> FR78-15 steel-belted radial ply white stripe
<input type="checkbox"/> GR70-15 steel-belted radial ply white stripe
<input type="checkbox"/> GR78-15 steel-belted radial ply white stripe
<input type="checkbox"/> HR78-15 steel-belted radial ply white stripe (wagons only) |
| <input type="checkbox"/> Body side moldings
<input type="checkbox"/> Door edge guards
<input type="checkbox"/> Wheel opening moldings (Impala) | <input type="checkbox"/> Full wheel covers (Impala)
<input type="checkbox"/> Sport wheel covers
<input type="checkbox"/> Wire wheel covers (Caprice) | MIRRORS
<input type="checkbox"/> Remote control outside rearview—LH
<input type="checkbox"/> Remote control outside rearview—LH & RH
<input type="checkbox"/> Twin remote sport
<input type="checkbox"/> Sport—LH remote and RH manual
<input type="checkbox"/> RH visor
<input type="checkbox"/> Illuminated RH visor |
| SOUND EQUIPMENT
<input type="checkbox"/> AM radio
<input type="checkbox"/> AM/FM radio
<input type="checkbox"/> AM/FM/Citizens Band radio with power antenna | WHEEL COVERS
<input type="checkbox"/> Full wheel covers (Impala)
<input type="checkbox"/> Sport wheel covers
<input type="checkbox"/> Wire wheel covers (Caprice) | ALSO AVAILABLE
<input type="checkbox"/> Performance axle ratio
<input type="checkbox"/> Limited slip differential
<input type="checkbox"/> Heavy-duty battery
<input type="checkbox"/> Litter container
<input type="checkbox"/> 63-amp Delcotron generator
<input type="checkbox"/> Dual horns (Impala)
<input type="checkbox"/> Heavy-duty radiator
<input type="checkbox"/> Power Sky Roof
<input type="checkbox"/> Power trunk opener
<input type="checkbox"/> Deluxe load floor carpeting (Wagon)
<input type="checkbox"/> Deluxe cargo area carpeting (Wagon)
<input type="checkbox"/> Roof carrier (Wagon)
<input type="checkbox"/> Power tailgate lock (Wagon)
<input type="checkbox"/> Value Appearance Group (Impala)
<input type="checkbox"/> Special Custom interior
<input type="checkbox"/> Body-side pin striping
<input type="checkbox"/> Vinyl roof cover |
| | SPECIAL SUSPENSIONS
<input type="checkbox"/> Sport suspension
<input type="checkbox"/> Heavy-duty front and rear suspension
<input type="checkbox"/> Inflatable rear shock absorbers | |
| | TIRES
<input type="checkbox"/> FR78-15 fiberglass-belted radial ply white stripe
<input type="checkbox"/> FR78-15 steel-belted radial ply blackwall | |



July 1978 3801 LITHO IN U.S.A.